


*Hawk is back*



**SHOWLIGHTING**



With more than 35 years experience and continuous technological research in the lighting production for entertainment, theatre, stage and architectural solutions ARENA LUCI has gained a solid reputation for performance and quality, gathering numerous awards due to the reliability of its products, which led it to the top of the lighting worldwide market.

With a trained and professional team in its premises ARENA LUCI has developed different departments dedicated to research, project, production, assembly, and thanks to the high-tech workshop is able to offer to customers personalized products to meet the market requirements more and more exigent and competitive.

All process in ARENA LUCI comply with ISO 9001/2015 standards assuring an high quality value.

In the latest years the Company has invested not only in the more advanced technological machinery but also in the research of innovative solutions for the environment respect as well as energy reduction, not forgetting however the combination of the aesthetical aspect with the efficient lighting performances, assuring a fair price-quality ratio.



Primo Bertani  
*Presidente - President*



# Index

---

LED Pixel Bar	4
LED Tube Media Video	5
LED PC / Fresnel Spot	6 - 14
LED Profile	16 - 27
LED Soft Light / Flood Light	28 - 30
LED PAR	32 - 33
LED Follow Spot	34 - 37
LED Moving Head - Lancet-2	38 - 39
LED Gobos Projector	41
LED Fiber Optics Luminaire	42 - 43
Discharge Follow Spot	46 - 50
Tungsten Follow Spot	51 - 52
Tungsten Profile	54 - 56
Tungsten Flood Light	58
Tungsten Light Barrier	59
Tungsten PC / Fresnel Spot	60 - 63
Tungsten Blinder Series	64
PAR Can	65
Outdoor Light Special Effect	66
Mirror Balls Series	67
Wood Light	67
Strobe Light	67
DMX Controller / DMX Dimmer	68-69
Snow Machine	70
Fog Machine	70
Stand and Tools	71

## PIXEL LED BAR SERIES

### LINEAR PIXEL TO PIXEL CONTROL

04



Pixel LED BAR RGBW and Single white light is the latest powerful LED modular bar by Arena Luci, available in two versions, 1 meter and half meter, that enables an endless layout of patterns and graphic display. Mounted on large surfaces, TV theatres and live-show stages, Pixel LED BAR can also be used to screen low resolution video-footage and shining set designs owing to its capability of driving each single fullcolour LED independently. Such an advanced digital experience is achieved with a 6 or 12 LEDs module that may be easily configured on a stage or a television set to create a dynamic and extraordinary brilliant performance. In addition, a truly comfortable set up an invariable pixel pitch for a uniform visual pattern layout. Featuring RDM addressing technology, remote firmware update, integrated electronic driver and full digital control over all functions, this state of the art versatile module is the ultimate pixel x pixel lighting solution.

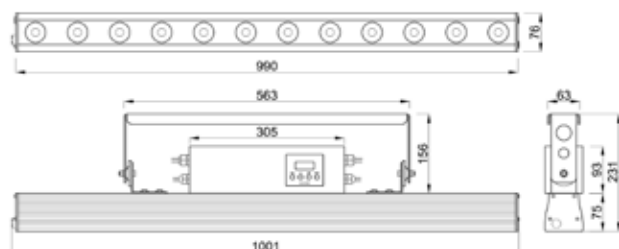
#### PRODUCT SPECS

Neutrik XLR 5P in &amp; out / Neutrik Powercon in &amp; out

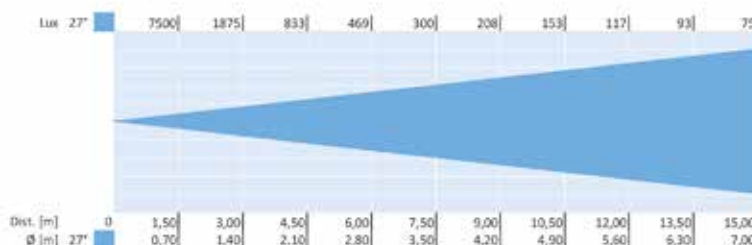
cod.	Volt	Control	Power	DMX Channels	Light Color	Beam Angle	Max Noise	Size
PIX10012-RGBW	230Vac	DMX-RDM	190W	5 / 7 / 10 / 50	RGBW	27°	0 dB	100cm
PIX05006-RGBW	230Vac	DMX-RDM	100W	5 / 7 / 10 / 50	RGBW	27°	0 dB	50cm
PIX10012-NW	230Vac	DMX-RDM	110W	2 / 5 / 14	4000K	27°	0 dB	100cm
PIX05006-NW	230Vac	DMX-RDM	65W	2 / 5 / 14	4000K	27°	0 dB	50cm

#### ACCESSORIES

cod.	Description	
AC299	50 mm aluminium coupler max load 100 kg	optional
904PR	safety chain, length 75cm, ø 6mm with carabine hook	optional




light of PIX10012-RGBW





## TUBE MEDIA VIDEO SERIES

### LINEAR PIXEL TO PIXEL CONTROL



Tube Media Video is a powerful architectural LED fixture, that enables and endless layout of patterns and graphics display. This very high impact waterproof LED Tube will be able to reproduce almost any casual concept. Such an advanced digital experience is achieved with a 2 meters IP65, 80 independent LED pixels that may easily blend on a building facade and equally easily configuration by DMX auto addressing to active a dynamic and extraordinary brilliant performance. The independent color of each LED is enhanced by choice of either a clear or frosted diffuser for a direct view optical selection that can meet a huge variety of lighting design. Unsurprisingly, the new environment created will be shockingly appealing and the stunning video effects scrolling in front our eyes will create a great entertainment.

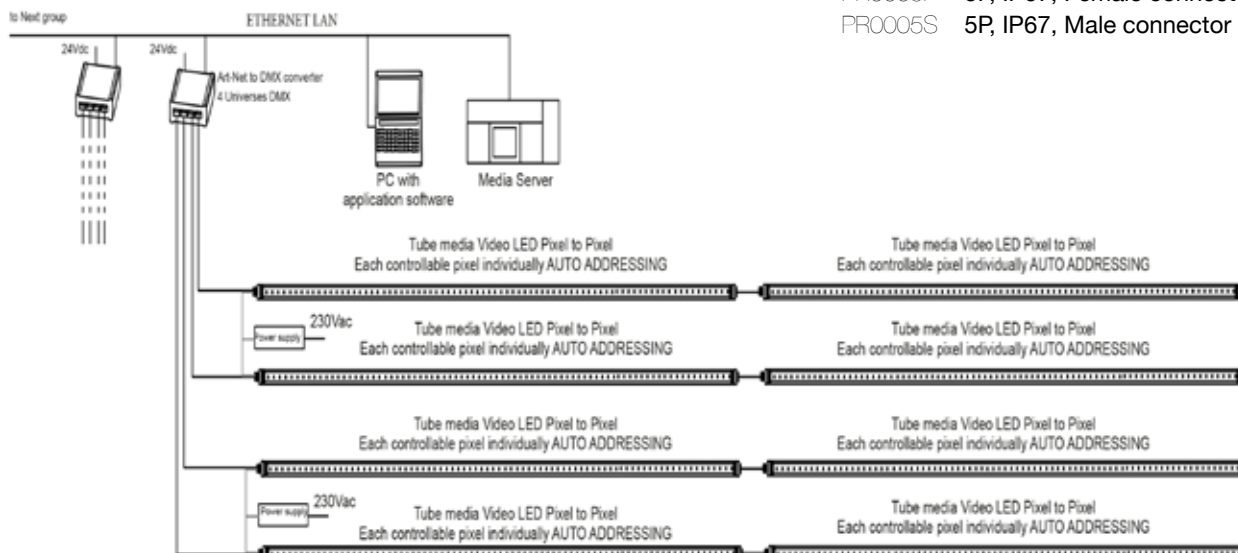
#### PRODUCT SPECS

#### DMX-RDM auto-addressing

cod.	Volt	Control	Power	DMX Channels	Light Color	Beam Angle	IP Rate	Size
TPIX20080-RGB	24Vdc	DMX-RDM	36W	240	RGB	90°	IP65	210cm Ø25mm
TPIX15060-RGB	24Vdc	DMX-RDM	27W	180	RGB	90°	IP65	160cm Ø25mm
TPIX10040-RGB	24Vdc	DMX-RDM	18W	120	RGB	90°	IP65	110cm Ø25mm
TPIX05020-RGB	24Vdc	DMX-RDM	9W	60	RGB	90°	IP65	60cm Ø25mm
TPIX20081-RGB	24Vdc	DMX-RDM	36W	240	RGB	90°	IP41	206cm Ø25mm
TPIX15061-RGB	24Vdc	DMX-RDM	27W	180	RGB	90°	IP41	156cm Ø25mm
TPIX10041-RGB	24Vdc	DMX-RDM	18W	120	RGB	90°	IP41	106cm Ø25mm
TPIX05021-RGB	24Vdc	DMX-RDM	9W	60	RGB	90°	IP41	56cm Ø25mm

#### ACCESSORIES

cod.	Description	
PRO005P	5P, IP67, Female connector	optional
PRO005S	5P, IP67, Male connector	optional



# FRESNEL 600 CCT

## TUNABLE WHITE CRI>95 / TLCI>90

06

Replaceable LED module with high efficiency, long life, DMX and digital display control function, tunable white from 2700K to 6500K, high CRI>95, TLCI>90, motorized or manual adjustable zoom from 6° to 47°. The control by DMX Allows the coordinations with any other device, avoiding the use traditional dimmer dedicated lines. The dimmer has a soft and linear setting from 0 to 100% without any flickering.




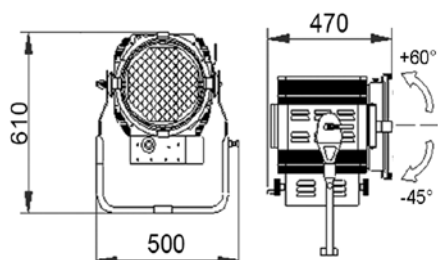
### PRODUCT SPECS

Neutrik XLR 5P in &amp; out / Neutrik Powercon in &amp; out

cod.	Volt	Control	Power	DMX Channels	Light Color	Beam Angle	Max Noise	Zoom
SPTF-Z6000755-CCT	230Vac	DMX-RDM	600W	4 / 6	2700K-6500K	6°÷47°	10 dB	Motorized
SPTF-6000755-CCT	230Vac	DMX-RDM	600W	3 / 4	2700K-6500K	6°÷47°	10 dB	Manual

### ACCESSORIES

cod.	Description	
AC1086	Barndoor 4 leaves on a rotating base	optional
AC187	Filter frame	1 included
AC299	50 mm aluminium coupler max load 100 kg	optional
904PR	safety chain, length 75cm, ø 6mm with carabine hook	optional



# FRESNEL 450 RGBW

CRI>95 / TLCI>90

LED  
PRODUCT

07



Replaceable LED module with high efficiency, long life, DMX and digital display control function, RGBW color mixing, high CRI>95, TLCI>90, motorized or manual adjustable zoom from 7° to 56°. The control by DMX allows the coordinations with any other device, avoiding the use traditional dimmer dedicated lines. The dimmer has a soft and linear setting from 0 to 100% without any flickering.


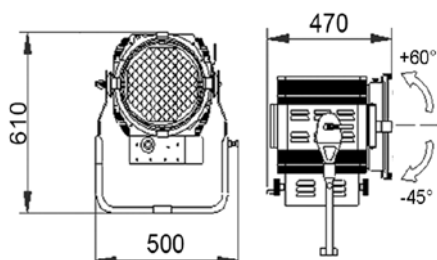
## PRODUCT SPECS

Neutrik XLR 5P in & out / Neutrik Powercon in & out

cod.	Volt	Control	Power	DMX Channels	Light Color	Beam Angle	Max Noise	Zoom
SPTF-Z6000755-RGBW	230Vac	DMX-RDM	450W	7	RGBW	7°÷56°	10 dB	Motorized
SPTF-6000755-RGBW	230Vac	DMX-RDM	450W	6	RGBW	7°÷56°	10 dB	Manual

## ACCESSORIES

cod.	Description	
AC1086	Barndoor 4 leaves on a rotating base	optional
AC187	Filter frame	1 included
AC299	50 mm aluminium coupler max load 100 kg	optional
904PR	safety chain, length 75cm, ø 6mm with carabine hook	optional



# FRESNEL LED 300 SERIES

CRI>95 / TLCI>90

08

Replaceable LED module with high efficiency, long life, DMX function, available in two different white temperatures like 3150K and 6000K, high CRI >95 (rendering color performance index), TLCI >90 (Television Lighting Consistency Index). Available in three different versions, Fresnel **LED 300 PLUS**, with DMX control, motorized Zoom and manual high precision potentiometer to adjust the dimmer from 0 to 100%. **Studio LED 300 DMX**, with DMX control and manual Zoom. Fresnel **LED 300 Base**, with manual high precision potentiometer to adjust the dimmer from 0 to 100%. The control by DMX allows the coordination with any other device, avoiding the use of traditional dimmer and dedicated lines. It is possible to adjust manually the intensity of the outgoing light by an integrated rotating potentiometer on the spotlight. The dimmer has a soft and linear setting from 0 to 100% without any flickering.



## PRODUCT SPECS

Neutrik XLR 5P in & out / Neutrik Powercon in & out

cod.	Volt	Control	Power	DMX Channels	Light Color	Beam Angle	Max Noise	Zoom
SPTF-Z300950DD-WW	230Vac	DMX-RDM	300W	3	3150K	9°÷50°	0÷8 dB	Motorized
SPTF-Z300950DD-W	230Vac	DMX-RDM	300W	3	6000K	9°÷50°	0÷8 dB	Motorized
SPTF-300950DD-WW	230Vac	DMX-RDM	300W	2	3150K	9°÷50°	0÷8 dB	Manual
SPTF-300950DD-W	230Vac	DMX-RDM	300W	2	6000K	9°÷50°	0÷8 dB	Manual
SPTF-300950D-WW	230Vac	Manual Dim.	300W	--	3150K	9°÷50°	8 dB	Manual
SPTF-300950D-W	230Vac	Manual Dim.	300W	--	6000K	9°÷50°	8 dB	Manual

## ACCESSORIES

cod.	Description	
AC210	Barndoor 4 leaves on a rotating base	optional
AC180	Filter frame	1 included
AC299	50 mm aluminium coupler max load 100 kg	optional
904PR	safety chain, length 75cm, ø 6mm with carabine hook	optional



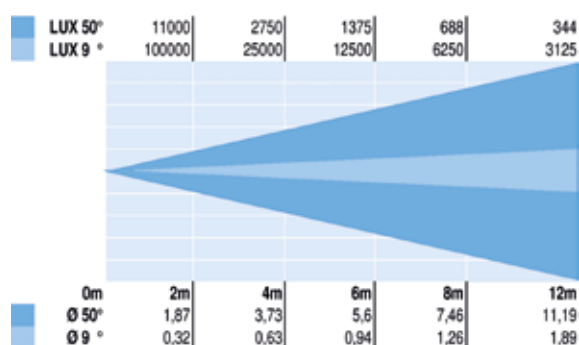
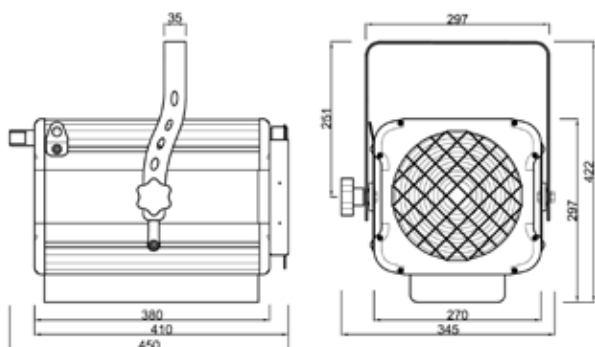
with  
POLE  
OPERATING YOKE

cod.  
YPF-Z300950DD-WW  
YPF-Z300950D-W



with  
MOTORIZED DMX  
YOKE

cod.  
YSF-Z300950DD-WW  
YSF-Z300950D-W





## FRESNEL 250 RGBW

CRI>95 / TLCI>90

09

Replaceable LED module with high efficiency, long life, DMX control function, color mixing RGBW, high CRI >95 (rendering color performance index), adjustable zoom from 6° to 58°. The control by DMX allows the coordination with any other device, avoiding the use of traditional dimmer and dedicated lines. The dimmer has a soft and linear setting from 0 to 100% without any flickering.

### PRODUCT SPECS

Neutrik XLR 5P in & out / Neutrik Powercon in & out

cod.	Volt	Control	Power	DMX Channels	Light Color	Beam Angle	Max Noise	Zoom
SPTF-Z2501471-RGBW	230Vac	DMX-RDM	250W	6 / 8	RGBW	6°÷58°	0÷8 dB	Motorized
SPTF-2501471-RGBW	230Vac	DMX-RDM	250W	5 / 8	RGBW	6°÷58°	0÷8 dB	Manual

### ACCESSORIES

cod.	Description	
AC210	Barndoor 4 leaves on a rotating base	optional
AC180	Filter frame	1 included
AC299	50 mm aluminium coupler max load 100 kg	optional
904PR	safety chain, length 75cm, ø 6mm with carabine hook	optional



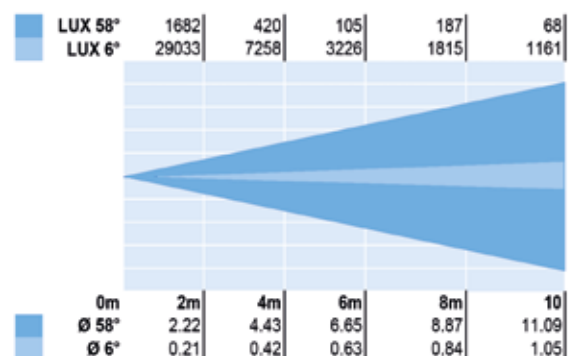
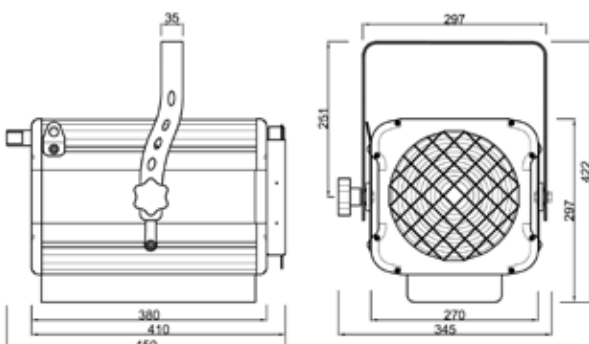
with  
POLE  
OPERATING YOKE

cod.  
YPF-Z2501471-RGBW



with  
MOTORIZED DMX  
YOKE

cod.  
YSF-Z2501471-RGBW



# ORO LED CCT

## TUNABLE WHITE CRI>95 / TLCI>90

10

LED module high efficiency, long life, white CCT adjustable from 2700K to 6500K, high CRI>95, motorized zoom, adjustable from 12° to 51°. DMX allows direct control in coordination with any other device, avoiding the use of dimmers and dedicated lines, you can control via the digital display all the functions, master dimmer, CCT, motorized zoom. The performances more than 1000W incandescent tungsten lamp fixture with only 200W power LED. Ability to emit white light in different color temperatures, from 2700 to 6500K. The master dimmer has a soft and continuous adjustment from 0 to 100% with a color temperature constant at any value. The motorized zoom system can adjustable beam angle from 12° to 51°



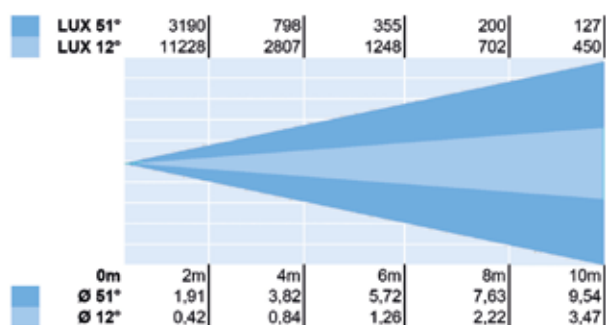
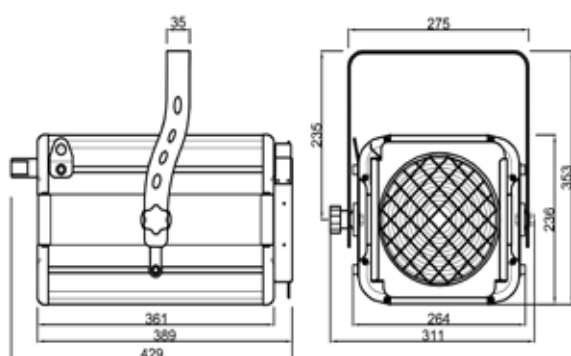
## PRODUCT SPECS

Neutrik XLR 5P in &amp; out / Neutrik Powercon in &amp; out

cod.	Volt	Control	Power	DMX Channels	Light Color	Beam Angle	Max Noise	Zoom
SPT-Z2001660TD-CCT	230Vac	DMX	160W	4	2700K÷6500K	12°÷51°	0÷8 dB	Motorized

## ACCESSORIES

cod.	Description	
PR2001660	Barndoor 4 leaves on a rotating base	optional
AC181	Filter frame	1 included
AC299	50 mm aluminium coupler max load 100 kg	optional
904PR	safety chain, length 75cm, ø 6mm with carabine hook	optional



## ORO RGBW

CRI>95 / TLCI>90

11



Replaceable LED module with high efficiency, long life, DMX control function, color mixing RGBW. High CRI >95 (rendering color performance index). Adjustable zoom from 15° to 60°. The control by DMX allows the coordination with any other device, avoiding the use of traditional dimmer and dedicated lines. The dimmer has a soft and linear setting from 0 to 100% without any flickering.

### PRODUCT SPECS

Neutrik XLR 5P in & out / Neutrik Powercon in & out

cod.	Volt	Control	Power	DMX Channels	Light Color	Beam Angle	Max Noise	Zoom
SPT-Z2001660TD-RGBW	230Vac	DMX	160W	6 / 9	RGBW	15°÷60°	0÷8 dB	Motorized

### ACCESSORIES

cod.	Description	
PR2001660	Barndoor 4 leaves on a rotating base	optional
AC181	Filter frame	1 included
AC299	50 mm aluminium coupler max load 100 kg	optional
904PR	safety chain, length 75cm, ø 6mm with carabine hook	optional



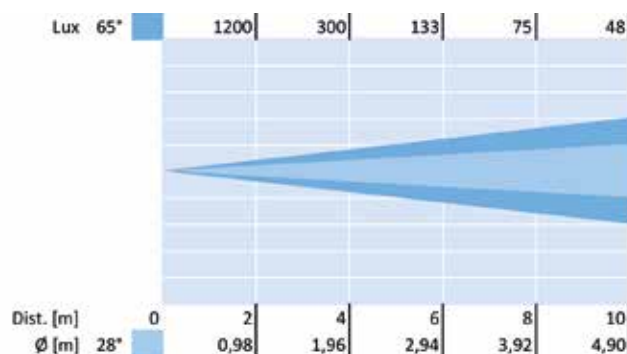
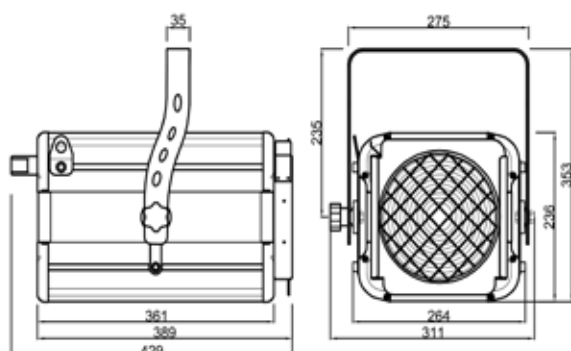
with  
POLE  
OPERATING YOKE

cod.  
YPF-Z2001660TD-RGBW



with  
MOTORIZED DMX  
YOKE

cod.  
YSF-Z2001660TD-RGBW



# FRESNEL 160 WHITE SERIES

CRI>95 / TLCI>90

12

Replaceable LED module with high efficiency, long life, RDM / DMX function, available in two different white temperatures like 3150K and 5600K, high CRI >95 (rendering color performance index), TLCI >90 (Television Lighting Consistency Index), motorized adjustable zoom from 14° to 71°. Adjustable light output frequency rate. The control by DMX allows the coordination with any other device, avoiding the use of traditional dimmer and dedicated lines. It is possible to adjust manually the intensity of the outgoing light by an integrated rotating potentiometer on the spotlight. The dimmer has a soft and linear setting from 0 to 100% without any flickering.



## PRODUCT SPECS

Neutrik XLR 5P in & out / Neutrik Powercon in & out

cod.	Volt	Control	Power	DMX Channels	Light Color	Beam Angle	Max Noise	Zoom
SPTF2001066LD-WW	230Vac	DMX-RDM	160W	4	3150K	14°÷71°	0÷8 dB	Motorized
SPTF2001066LD-W	230Vac	DMX-RDM	160W	4	5600K	14°÷71°	0÷8 dB	Motorized
SPTF2001065LD-WW	230Vac	DMX-RDM	160W	4	3150K	14°÷71°	0÷8 dB	Manual
SPTF2001065LD-W	230Vac	DMX-RDM	160W	4	5600K	14°÷71°	0÷8 dB	Manual

## ACCESSORIES

cod.	Description	
PR2001660	Barndoor 4 leaves on a rotating base	optional
AC181	Filter frame	1 included
AC299	50 mm aluminium coupler max load 100 kg	optional
904PR	safety chain, length 75cm, ø 6mm with carabine hook	optional



cod. **SPTF2001066LD**  
**MOTORIZED ZOOM**



with  
POLE  
OPERATING YOKE

cod.  
YPF-2001066LD-WW  
YPF-2001066LD-W

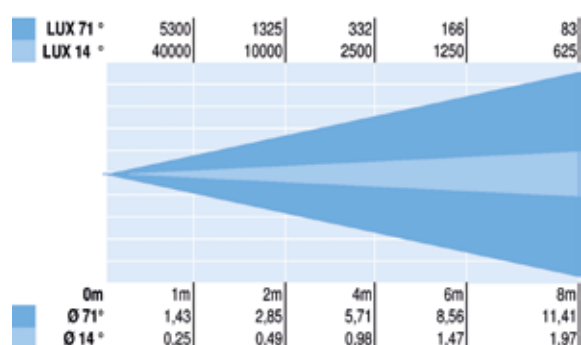
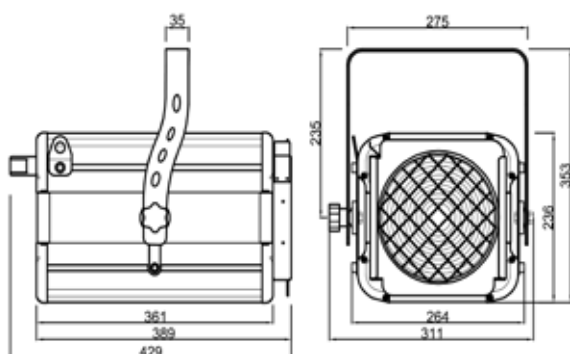


with  
MOTORIZED DMX  
YOKE

cod.  
YSF-2001066LD-WW  
YSF-2001066LD-W



cod. **SPTF2001065LD**  
**MANUAL ZOOM**





## FRESNEL 110 SERIES

CRI>95 / TLCI>90

LED  
PRODUCT

13



Replaceable LED module with high efficiency, long life, heatsink without forced cooling 0 dB, available in two different white temperatures like 3150K and 5600K, high CRI >95 (rendering color performance index), TLCI >90 (Television Lighting Consistency Index), manually adjustable zoom from 9° to 57°. Digital display with function control possibilities and DMX addressing. The control by DMX allows the coordination with any other device, avoiding the use of traditional dimmer and dedicated lines. It is possible to adjust manually the intensity of the outcoming light by an integrated rotating potentiometer on the spotlight. The dimmer has a soft and linear setting from 0 to 100% without any flickering.

### PRODUCT SPECS

Neutrik XLR 5P in & out / Neutrik Powercon in & out

cod.	Volt	Control	Power	DMX Channels	Light Color	Beam Angle	Max Noise	Zoom
SPTF1801064LD-WW	230Vac	DMX-RDM	110W	2	3150K	9°÷57°	0 dB	Manual
SPTF1801064LD-W	230Vac	DMX-RDM	110W	2	5600K	9°÷57°	0 dB	Manual

### ACCESSORIES

cod.	Description	
PR210	Barndoor 4 leaves on a rotating base	optional
AC180	Filter frame	1 included
AC299	50 mm aluminium coupler max load 100 kg	optional
904PR	safety chain, length 75cm, ø 6mm with carabine hook	optional



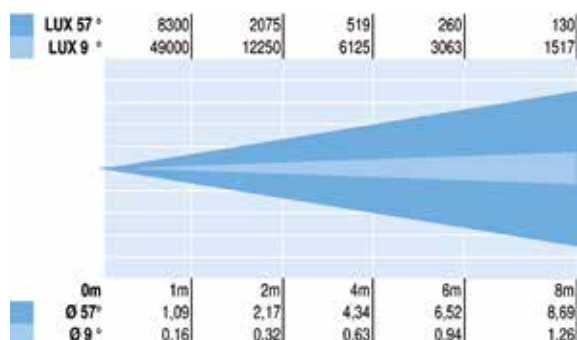
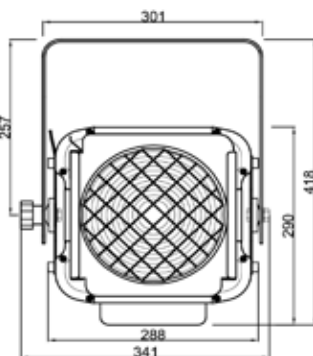
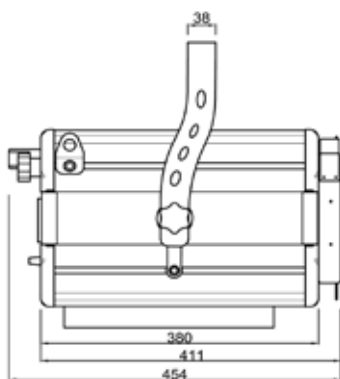
with  
POLE  
OPERATING YOKE

cod.  
YPF-1801064LD-WW  
YPF-1801064LD-W



with  
MOTORIZED DMX  
YOKE

cod.  
YSF-1801064LD-WW  
YSF-1801064LD-W



## DALI LED SERIES

CRI&gt;95 / TLCI&gt;90

14

Replaceable LED module high efficiency, long life, available in three different temperatures of white, 3000K, 4000K and 5700K, high CRI> 95, manually adjustable zoom 7° to 48°. Dimmable through DMX signal, integrated rotary potentiometer on the back for 55W version and cut-phase dimmable for 35W version. More performance a 300W tungsten lamp with only 60W power consumption. The master dimmer has a soft and continuous adjustment from 5 to 100%.

**Available  
in different body colors**

Black    White    Silver



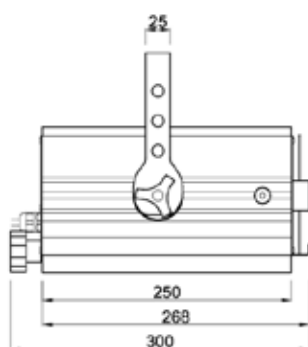
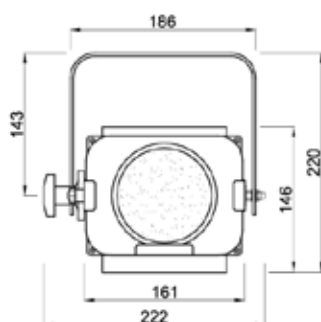
## PRODUCT SPECS

Neutrik XLR 5P in &amp; out / Neutrik Powercon in &amp; out

cod.	Volt	Control	Power	DMX Channels	Light Color	Beam Angle	Max Noise	Zoom
SPTD7055-WW	230Vac	DMX-RDM	55W	2	3000K	7°÷48°	0÷8 dB	Manual
SPTD7055-NW	230Vac	DMX-RDM	55W	2	4000K	7°÷48°	0÷8 dB	Manual
SPTD7055-W	230Vac	DMX-RDM	55W	2	5700K	7°÷48°	0÷8 dB	Manual
SPTD7055P-WW	230Vac	Manual DIM.	55W	--	3000K	7°÷48°	8 dB	Manual
SPTD7055P-NW	230Vac	Manual DIM.	55W	--	4000K	7°÷48°	8 dB	Manual
SPTD7055P-W	230Vac	Manual DIM.	55W	--	5700K	7°÷48°	8 dB	Manual
SPTD7033-WW	230Vac	Cut-Phase Dim.	35W	--	3000K	7°÷48°	8 dB	Manual
SPTD7033-NW	230Vac	Cut-Phase Dim.	35W	--	4000K	7°÷48°	8 dB	Manual
SPTD7033-W	230Vac	Cut-Phase Dim.	35W	--	5700K	7°÷48°	8 dB	Manual

## ACCESSORIES

cod.	Description	
PR8060	Barndoor 4 leaves on a rotating base	optional
AC182	Filter frame	1 included
AC299	50 mm aluminium coupler max load 100 kg	optional
904PR	safety chain, length 75cm, ø 6mm with carabine hook	optional





lightplanet  
Made in Italy





## LED PROFILE 450 RGBW

CRI>95 / TLCI>90 - FULL MOTORIZED



LED PROFILE 450 RGBW, is a projector with zoom profile with all the fully motorized functions controlled by DMX Standard signal with RDM functions.

Optica's excellent performance and profile radius control are the result of the well proven high-quality double-condensation optical zoom system from Arena Luci. Suitable for theater, television studios and architectural applications. The profile system is completely motorized, with 4 independent steel shutter blades. Iris function, focus, zoom, dimmer and color mixing, are completely controlled by DMX or even by integrated digital display.

17

### PRODUCT SPECS

Neutrik XLR 5P in & out / Neutrik Powercon in & out

cod.	Volt	Control	Power	DMX Channels	Light Color	DMX Zoom	DMX Focus	Max Noise
PRF-4501223-RGBW	230Vac	DMX-RDM	450W	14	RGBW	8°÷12°	Adjustable	0÷10 dB

### ACCESSORIES

cod.	Description	
AC819	GOBO Holder	optional
AC183	Filter frame	1 included
AC299	50 mm aluminium coupler max load 100 kg	optional
904PR	safety chain, length 75cm, ø 6mm with carabine hook	optional



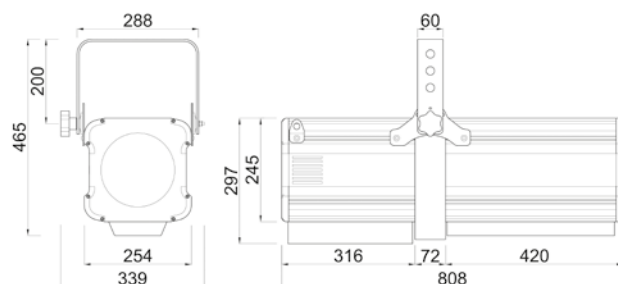
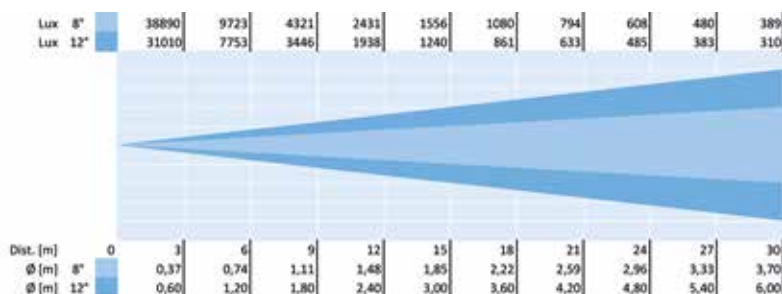
with  
POLE  
OPERATING YOKE

cod.  
YPR-4501223-RGBW



with  
MOTORIZED DMX  
YOKE

cod.  
YSR-4501223-RGBW



# LED PROFILE 300 11° - 27°

CRI>95 / TLCI>90

18

LED Profile, is a zoom profile spotlight incorporating a 300W LED source, available in 2 different colour temperatures, 3150K and 6000K, dimmable with DMX standard. The Profile's excellent optical performance and beam control is the result of Arena Luci's well proven high quality double condenser lens zoom optical system. Suitable for commercial applications, Museums, architectural, theatres and TV studios. Focus adjustment slide controls for diameter (from 11° to 27°), perfect focus or softness beam outline. Profile system with 4 steel shutter blades included. Optional iris and gobo holder. Housing in extruded aluminium and steel plate body. Scratch resistant epoxy powder paint.



## PRODUCT SPECS

Neutrik XLR 5P in & out / Neutrik Powercon in & out

cod.	Volt	Control	Power	DMX Channels	Light Color	Zoom	Focus	Max Noise
PRF-3001127D-WW	230Vac	DMX-RDM	300W	2	3150K	11°÷27°	Adjustable	0÷8 dB
PRF-3001127D-W	230Vac	DMX-RDM	300W	2	6000K	11°÷27°	Adjustable	0÷8 dB
PRF-3001127-WW	230Vac	Manual Dim.	300W	--	3150K	11°÷27°	Adjustable	0÷8 dB
PRF-3001127-W	230Vac	Manual Dim.	300W	--	6000K	11°÷27°	Adjustable	0÷8 dB

## ACCESSORIES

cod.	Description	
AC837	IRIS	optional
AC819	GOBO Holder	optional
AC185	Filter frame	1 included
AC299	50 mm aluminium coupler max load 100 kg	optional
904PR	safety chain, length 75cm, ø 6mm with carabine hook	optional



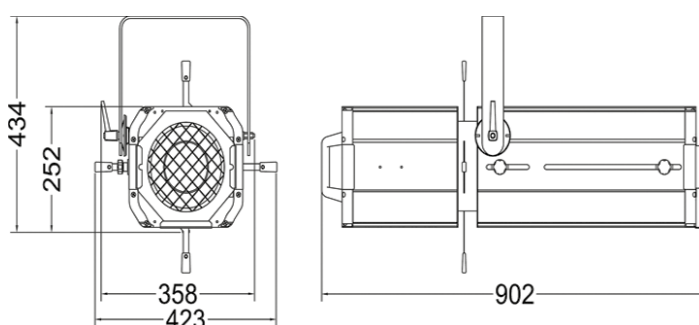
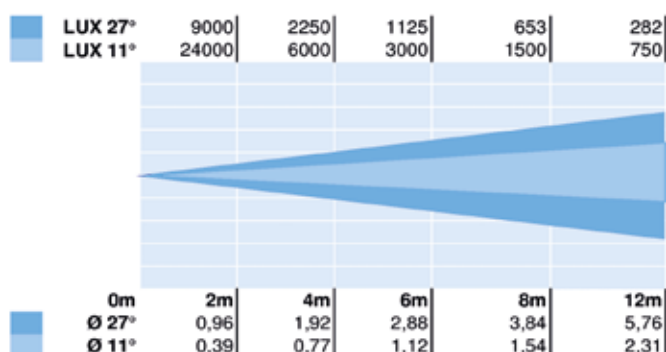
with  
POLE  
OPERATING YOKE

cod.  
YPR-3001127D-WW  
YPR-3001127D-W



with  
MOTORIZED DMX  
YOKE

cod.  
YSR-3001127D-WW  
YSR-3001127D-W



## LED PROFILE 300 20° - 40°

CRI>95 / TLCI>90

LED  
PRODUCT



LED Profile, is a zoom profile spotlight incorporating a 300W LED source, available in 2 different colour temperatures, 3150K and 6000K, dimmable with DMX standard.

The Profile's excellent optical performance and beam control is the result of Arena Luci's well proven high quality double condenser lens zoom optical system.

Suitable for commercial applications, Museums, architectural, theatres and TV studios. Focus adjustment slide controls for diameter (from 20° to 40°), perfect focus or softness beam outline. Profile system with 4 steel shutter blades included. Optional iris and gobo holder. Housing in extruded aluminium and steel plate body. Scratch resistant epoxy powder paint.

19

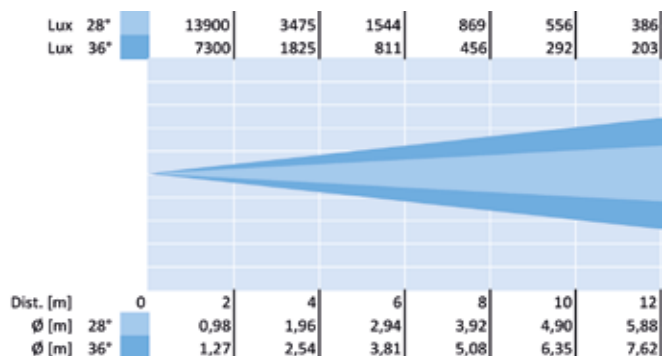
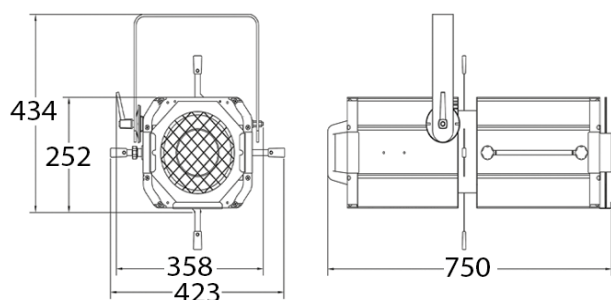
### PRODUCT SPECS

Neutrik XLR 5P in & out / Neutrik Powercon in & out

cod.	Volt	Control	Power	DMX Channels	Light Color	Zoom	Focus	Max Noise
PRF-3002040D-WW	230Vac	DMX-RDM	300W	2	3150K	20°÷40°	Adjustable	0÷8 dB
PRF-3002040D-W	230Vac	DMX-RDM	300W	2	6000K	20°÷40°	Adjustable	0÷8 dB
PRF-3002040-WW	230Vac	Manual Dim.	300W	--	3150K	20°÷40°	Adjustable	0÷8 dB
PRF-3002040-W	230Vac	Manual Dim.	300W	--	6000K	20°÷40°	Adjustable	0÷8 dB

### ACCESSORIES

cod.	Description	
AC837	IRIS	optional
AC819	GOBO Holder	optional
AC185	Filter frame	1 included
AC299	50 mm aluminium coupler max load 100 kg	optional
904PR	safety chain, length 75cm, ø 6mm with carabine hook	optional



# LED PROFILE 250 RGBW SERIES

CRI>95 / TLCI>90

20

LED Profile 250 LED RGBW, is a zoom profile spotlight incorporating a 250W LED source, with Red, Green, Blue and White mixing color, dimmable with DMX standard. The Profile's excellent optical performance and beam control is the result of Arena Luci's well proven high quality double condenser lens zoom optical system. Suitable for commercial applications, Museums, architectural, theatres and TV studios. Focus adjustment slide controls for diameter, perfect focus or softness beam outline. Profile system with 4 steel shutter blades included. Optional iris and gobo holder. Housing in extruded aluminium and steel plate body. Scratch resistant epoxy powder paint.



## PRODUCT SPECS

Neutrik XLR 5P in & out / Neutrik Powercon in & out

cod.	Volt	Control	Power	DMX Channels	Light Color	Zoom	Focus	Max Noise
PRF-2501223-RGBW	230Vac	DMX-RDM	250W	5 / 8	RGBW	12°÷23°	Adjustable	0÷8 dB
PRF-2502035-RGBW	230Vac	DMX-RDM	300W	5 / 8	RGBW	23°÷35°	Adjustable	0÷8 dB

## ACCESSORIES

cod.	Description	
AC837	IRIS	optional
AC819	GOBO Holder	optional
AC183	Filter frame	1 included
AC299	50 mm aluminium coupler max load 100 kg	optional
904PR	safety chain, length 75cm, Ø 6mm with carabine hook	optional



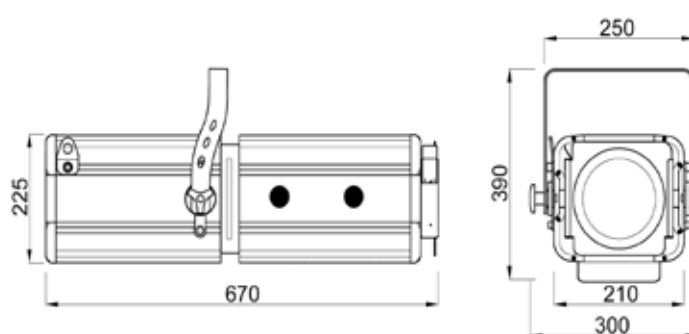
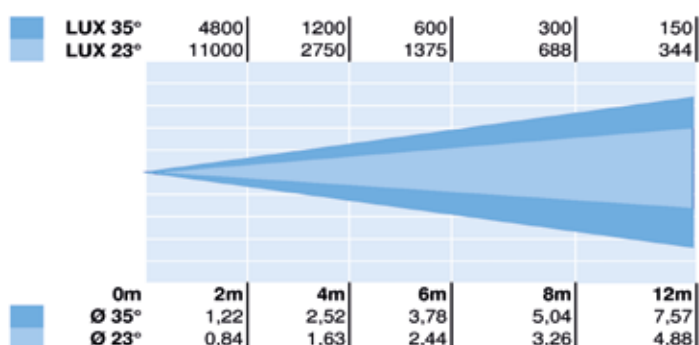
with  
POLE  
OPERATING YOKE

cod.  
YPR-2501223-RGBW



with  
MOTORIZED DMX  
YOKE

cod.  
YSR-2501223-RGBW







## LED PROFILE 160 18° - 35°

CRI>95 / TLCI>90

LED  
PRODUCT

Profile160 DMX LED, is a zoom profile spotlight incorporating a 155W LED source, available in 3 different colour temperatures, 3000K, 4000K and 5700K, dimmable with DMX standard or directly by digital display on board, RDM function. The Profile's excellent optical performance and beam control is the result of Arena Luci's well proven high quality double condenser lens zoom optical system. Suitable for commercial applications, Museums, architectural, Theatres and TV studios. Focus adjustment slide controls for diameter (from 18° to 35°), perfect focus or softness beam outline. Profile system with 4 steel shutter blades included. Optional iris and gobo holder. Housing in extruded aluminium and steel plate body. Scratch resistant epoxy powder paint.

21

### PRODUCT SPECS

Neutrik XLR 5P in & out / Neutrik Powercon in & out

cod.	Volt	Control	Power	DMX Channels	Light Color	Zoom	Focus	Max Noise
PRF-1802035BD-VWV	230Vac	DMX-RDM	160W	2	3000K	18°÷35°	Adjustable	0÷8 dB
PRF-1802035BD-NW	230Vac	DMX-RDM	160W	2	4000K	18°÷35°	Adjustable	0÷8 dB
PRF-1802035BD-W	230Vac	DMX-RDM	160W	2	5700K	18°÷35°	Adjustable	0÷8 dB
PRF-1802035B-VWV	230Vac	Manual Dim.	160W	--	3000K	18°÷35°	Adjustable	0÷8 dB
PRF-1802035B-NW	230Vac	Manual Dim.	160W	--	4000K	18°÷35°	Adjustable	0÷8 dB
PRF-1802035B-W	230Vac	Manual Dim.	160W	--	5700K	18°÷35°	Adjustable	0÷8 dB

### ACCESSORIES

cod.	Description	
AC837	IRIS	optional
AC819	GOBO Holder	optional
AC183	Filter frame	1 included
AC299	50 mm aluminium coupler max load 100 kg	optional
904PR	safety chain, length 75cm, ø 6mm with carabine hook	optional



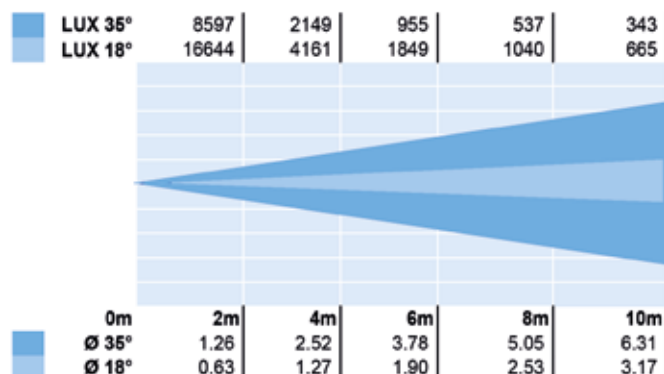
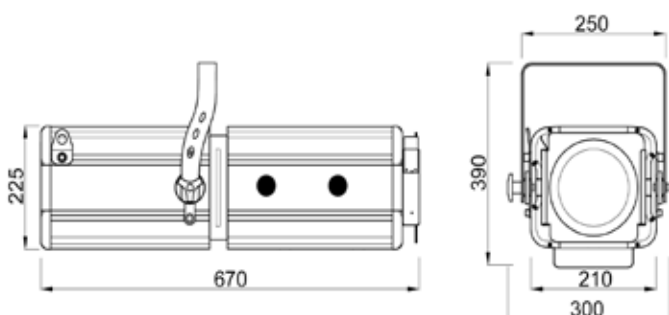
with  
POLE  
OPERATING YOKE

cod.  
YPR-1802035BD-VWV  
YPR-1802035BD-W



with  
MOTORIZED DMX  
YOKE

cod.  
YSR-1802035BD-VWV  
YSR-1802035BD-W



# GIOVE MK2 PROFILE RGBWAL

CRI>95 / TLCI>90

22

Giove MK2 is the evolution of the RGBWAL profile, with its 7 colors: cool white, warm white, red, green, blue, amber and lime it is possible to obtain any shade of gradation of the whole color range including the various light temperatures white always maintaining a CRI> 95 and TLCI> 90. Renewed design with high-yield 4-lens optics makes optimal focusing at any distance, the LED module designed to ensure uniform color mixing throughout the powerful beam area. Control by DMX standard and also by digital display in manual mode. Equipped with 4 steel shutter blades with adjustable rotation.



## PRODUCT SPECS

Neutrik XLR 5P in & out / Neutrik Powercon in & out

cod.	Volt	Control	Power	DMX Channels	Light Color	Beam Angle	Focus	Max Noise
PRF-21526D-RGBWAL	230Vac	DMX	200W	7	RGBWAL	26°	Adjustable	0÷8 dB

## ACCESSORIES

cod.	Description	
AC2100	GOBO Holder	optional
AC299	50 mm aluminium coupler max load 100 kg	optional
904PR	safety chain, length 75cm, ø 6mm with carabine hook	optional



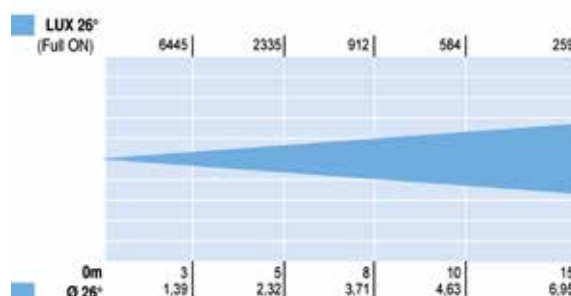
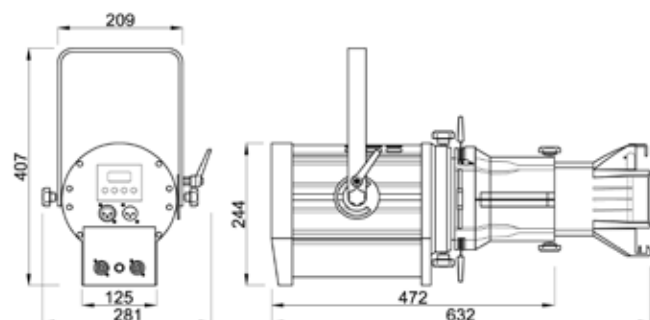
with  
POLE  
OPERATING YOKE

cod.  
YPR-21526D-RGBWAL



with  
MOTORIZED DMX  
YOKE

cod.  
YSR-21526D-RGBWAL



## LED PROFILE 120 RGBW 14° - 30°

CRI>95 / TLCI>90



Profile 120 LED RGBW, is a zoom profile spotlight incorporating a 120W LED source, with Red, Green, Blue and White mixing color, dimmable with DMX standard. The Profile's excellent optical performance and beam control is the result of Arena Luci's well proven high quality double condenser lens zoom optical system. Suitable for commercial applications, Museums, architectural, theatres and TV studios. Focus adjustment slide controls for diameter (from 14° to 30°), perfect focus or softness beam outline. Profile system with 4 steel shutter blades included. Optional iris and gobo holder. Housing in extruded aluminium and steel plate body. Scratch resistant epoxy powder paint.

23

### PRODUCT SPECS

Neutrik XLR 5P in & out / Neutrik Powercon in & out

cod.	Volt	Control	Power	DMX Channels	Light Color	Zoom	Focus	Max Noise
PRF-1201328-RGBW	230Vac	DMX	120W	5 / 8	RGBW	14°÷30°	Adjustable	0÷8 dB

### ACCESSORIES

cod.	Description	
AC837	IRIS	optional
AC819	GOBO Holder	optional
AC195	Filter frame	1 included
AC299	50 mm aluminium coupler max load 100 kg	optional
904PR	safety chain, length 75cm, ø 6mm with carabine hook	optional



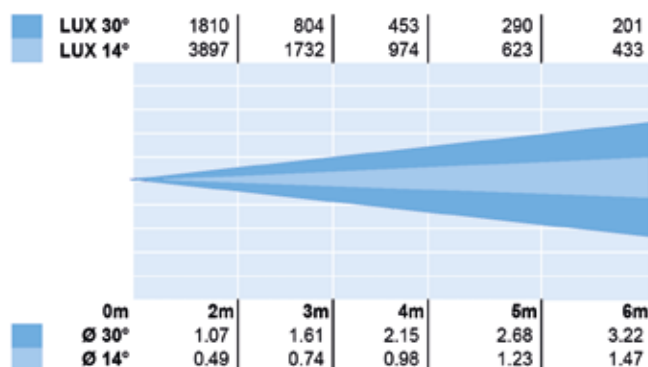
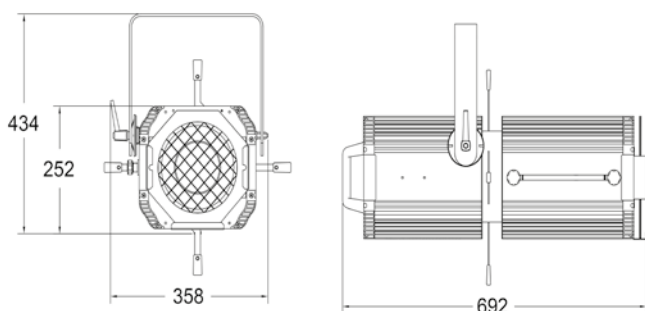
with  
POLE  
OPERATING YOKE

cod.  
YPR-1201328-RGBW



with  
MOTORIZED DMX  
YOKE

cod.  
YSR-1201328-RGBW



# BARIO PROFILE LED SERIES

CRI>95 / TLCI>90

24

Bario LED, is a mini zoom profile spotlight incorporating a 50W LED source, available in 3 different colour temperatures, 3000K, 4000K and 5700K, available in two different versions, dimmable with DMX or On/Off. The Bario's excellent optical performance and beam control is the result of Arena Luci's well proven high quality double condenser lens zoom optical system. Suitable for commercial applications, Museums, architectural, theatres and TV studios. Focus adjustment slide controls for diameter, perfect focus or softness beam outline. Profile system with 4 steel shutter blades included. Optional iris and gobo holder. Housing in extruded aluminium and steel plate body. Scratch resistant epoxy powder paint.



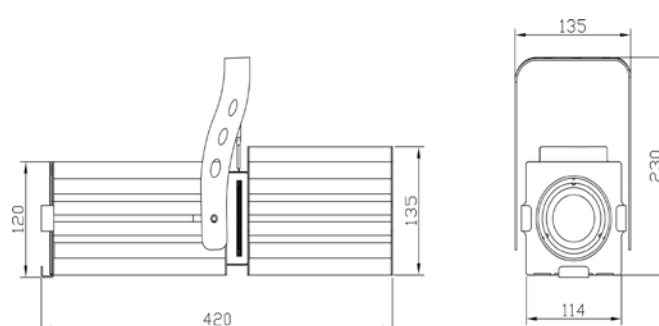
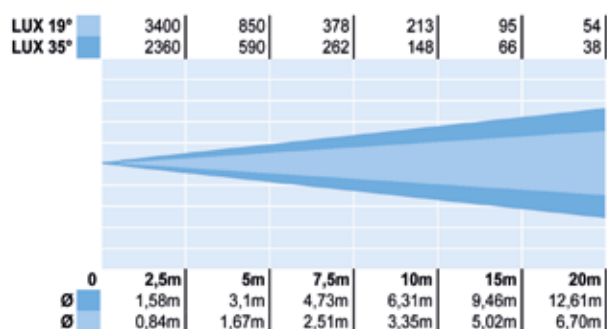
## PRODUCT SPECS

Neutrik XLR 5P in & out / Neutrik Powercon in & out

cod.	Volt	Control	Power	DMX Channels	Light Color	Beam Angle	Focus	Zoom
PRF-0501935D-WW	230Vac	DMX-RDM	55W	2	3000K	19°÷35°	adjustable	Manual
PRF-0501935D-NW	230Vac	DMX-RDM	55W	2	4000K	19°÷35°	adjustable	Manual
PRF-0501935D-W	230Vac	DMX-RDM	55W	2	5700K	19°÷35°	adjustable	Manual
PRF-0501935-WW	230Vac	Manual DIM.	55W	--	3000K	19°÷35°	adjustable	Manual
PRF-0501935-NW	230Vac	Manual DIM.	55W	--	4000K	19°÷35°	adjustable	Manual
PRF-0501935-W	230Vac	Manual DIM.	55W	--	5700K	19°÷35°	adjustable	Manual
PRF-0351935-WW	230Vac	Cut-Phase Dim.	35W	--	3000K	19°÷35°	adjustable	Manual
PRF-0351935-NW	230Vac	Cut-Phase Dim.	35W	--	4000K	19°÷35°	adjustable	Manual
PRF-0351935-W	230Vac	Cut-Phase Dim.	35W	--	5700K	19°÷35°	adjustable	Manual

## ACCESSORIES

cod.	Description	
AC830	IRIS	optional
AC190	Filter frame	1 included
AC299	50 mm aluminium coupler max load 100 kg	optional
904PR	safety chain, length 75cm, ø 6mm with carabine hook	optional





# SHADOW SPOT PROFILE RGBW

CRI>95 / TLCI>90

LED  
PRODUCT

25



Shadow RGBW is a compact ellipsoidal LED luminaire designed for highlighted spotlights. Adjustable zoom and focus, dimming and precision color mixing. Colour mixing: RGBW, CTC control through independent DMX channel, White presets: 2800-10000K, Rainbow effect. Shadow RGBW is a flexible projector for scenographic lighting and also for exhibitions of all kinds.

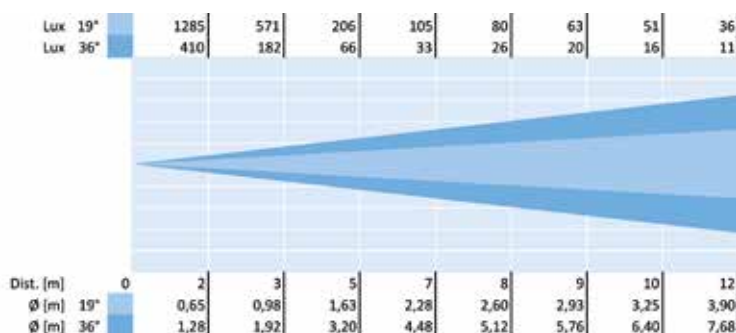

## PRODUCT SPECS

Neutrik XLR 5P in & out / Neutrik Powercon in & out

cod.	Volt	Control	Power	DMX Channels	Light Color	Zoom	Focus	Max Noise
PRF-0611936N-RGBW	230Vac	DMX	60W	4 / 6 / 11	RGBW	19°÷36°	Adjustable	0 dB

## ACCESSORIES

cod.	Description	
AC0611936	GOBO Holder (for gobo Ø 37.5 mm - img Ø 26 mm)	Included
--	Integrated Filter frame	included
AC299	50 mm aluminium coupler max load 100 kg	optional
904PR	safety chain, length 75cm, ø 6mm with carabine hook	optional
APL2443N	Track adaptor for Eurotrack dimmable standard	optional



# SHADOW SPOT PROFILE 45

CRI>95 / TLCI>90

26

Shadow single color is a compact ellipsoidal LED luminaire designed for highlighted spotlights. Available with three different white color temperature: 3000K, 4000K and 5100K, all versions have the CRI>90. Adjustable zoom and focus, dimmer with max precision and without flickering. Shadow is a flexible projector for scenographic highlight and also for exhibitions of all kinds.



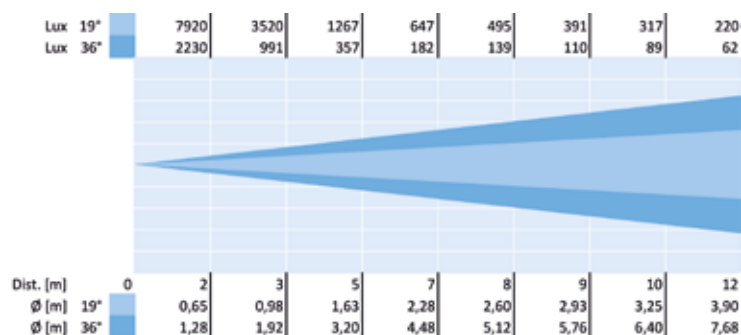

## PRODUCT SPECS

Neutrik XLR 5P in & out / Neutrik Powercon in & out

cod.	Volt	Control	Power	DMX Channels	Light Color	Zoom	Focus	Max Noise
PRF-0451936N-WW	230Vac	DMX	45W	1 / 3	3000K	19°÷36°	Adjustable	0 dB
PRF-0451936N-NW	230Vac	DMX	45W	1 / 3	4000K	19°÷36°	Adjustable	0 dB
PRF-0451936N-W	230Vac	DMX	45W	1 / 3	5100K	19°÷36°	Adjustable	0 dB

## ACCESSORIES

cod.	Description	
AC0611936	GOBO Holder (for gobo Ø 37.5 mm - img Ø 26 mm)	Included
--	Integrated Filter frame	included
AC299	50 mm aluminium coupler max load 100 kg	optional
904PR	safety chain, length 75cm, ø 6mm with carabine hook	optional
APL2443N	Track adaptor for Eurotrack dimmable standard	optional



# MINI SHADOW SPOT PROFILE 30

CRI>95 / TLCI>90

LED  
PRODUCT



Mini-Shadow is a compact LED ellipsoidal. Ease of use, precise optics, sharp image projection and bright even projection all in a compact housing that is just a quarter of the size of traditional ellipsoidals. Mini-Shadow designed for applications in scenics, educational theatres, museums, commercial installations, churches, and any other installation where size and good light is an important factor. Available in 3000K and 6000K versions, Mini-Shadow performs even field projection, high CRI (CRI>90) at any level of brightness and manual linear dimmer over the entire ramp without flickering.

27

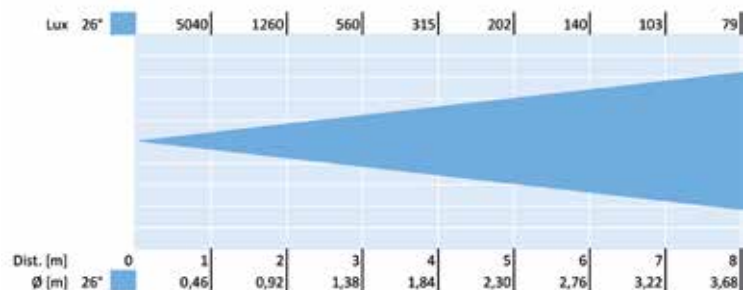
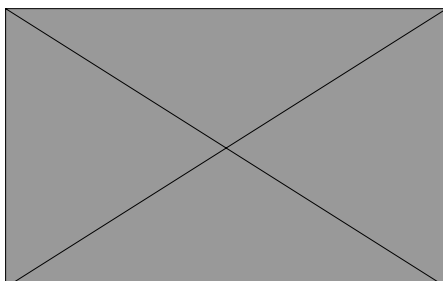
## PRODUCT SPECS

Manual rotating dimmer on board

cod.	Volt	Dimmer	Power	DMX Channels	Light Color	Zoom	Focus	Max Noise
PRF-03026N-VWV	230Vac	Manual	30W	--	3000K	26°	Adjustable	0 dB
PRF-03026N-W	230Vac	Manual	30W	--	6000K	26°	Adjustable	0 dB

## ACCESSORIES

cod.	Description	
AC03026	GOBO Holder (for gobo Ø 37.5 mm - img Ø 24 mm)	Included
--	Integrated Filter frame	included
BA03019	19° beam optics profiler, gobo holder included	optional
BA03036	36° beam optics profiler, gobo holder included	optional
BA03050	50° beam optics profiler, gobo holder included	optional
AC299	50 mm aluminium coupler max load 100 kg	optional
904PR	safety chain, length 75cm, ø 6mm with carabine hook	optional
APL2443N	Track adaptor for Eurotrack dimmable standard	optional



# MARTE 100 LED CCT

CRI>95 / TLCI>90

28

Marte 100 CCT is a cutting-edge floodlight with LED technology with dynamic white adjusting, the correlated color temperature is adjustable from 3000K to 5700K with DMX as well as control through manual high precision potentiometers to adjust the colour temperature and dimmer from 0 to 100%. Possibility to rewrite the color temperature displayed on the LCD display. Available also without manual potentiometers.

cod. **FDL-100120DD95-CCT**cod. **FDL-100120DD-CCT**

## PRODUCT SPECS

Neutrik XLR 5P in &amp; out / Neutrik Powercon in &amp; out

cod.	Volt	Control	Power	DMX CH	Light Color	Beam angle	Manual function	Max Noise
FDL-100120DD95-CCT	230Vac	DMX-RDM	100W	4	3000K÷5700K	120°	Knobs adjustment	0 dB
FDL-100120DD-CCT	230Vac	DMX-RDM	100W	4	3000K÷5700K	120°	--	0 dB

## ACCESSORIES

cod.	Description	
--	Integrated Barndoor 4 leaves	Included
AC299	50 mm aluminium coupler max load 100 kg	optional
904PR	safety chain, length 75cm, ø 6mm with carabine hook	optional



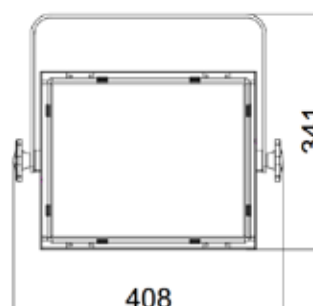
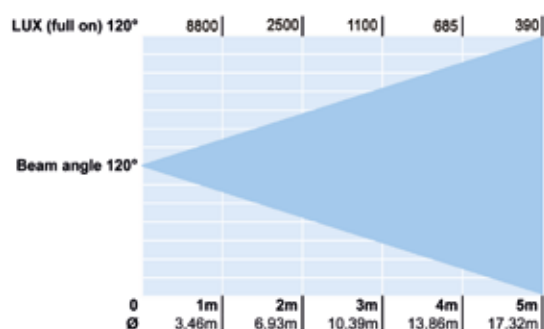
with  
POLE  
OPERATING YOKE

cod.  
YPL-100120DD-CCT



with  
MOTORIZED DMX  
YOKE

cod.  
YSL-100120DD-CCT





# MARTE 200 LED CCT

CRI>95 / TLCI>90

LED  
product



Marte 200 CCT is a cutting-edge floorlight with LED technology with dynamic white adjusting, the correlated color temperature is adjustable from 3000K to 5700K with DMX as well as control through manual high precision potentiometers to adjust the color temperature and dimmer from 0 to 100%. Possibility to rewrite the color temperature displayed on the LCD display. Available also without manual potentiometers.

29

## PRODUCT SPECS

Neutrik XLR 5P in & out / Neutrik Powercon in & out

cod.	Volt	Control	Power	DMX CH	Light Color	Beam angle	Manual function	Max Noise
FDL-200120DD95-CCT	230Vac	DMX-RDM	200W	4	3000K÷5700K	120°	Knobs adjustment	0 dB
FDL-200120DD-CCT	230Vac	DMX-RDM	200W	4	3000K÷5700K	120°	--	0 dB

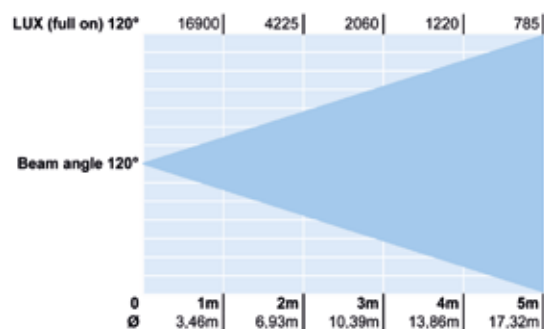
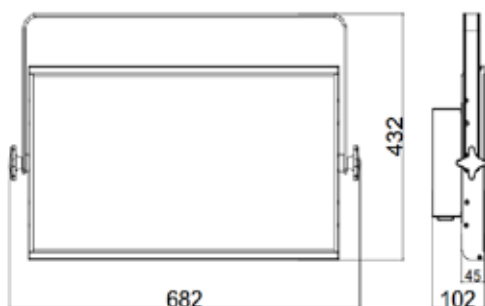

## ACCESSORIES

cod.	Description	
--	Integrated Barndoor 4 leaves	Included
AC299	50 mm aluminium coupler max load 100 kg	optional
904PR	safety chain, length 75cm, ø 6mm with carabine hook	optional

cod. **FDL-200120DD95-CCT**



cod. **FDL-200120DD-CCT**



# SCENA ASYMMETRICAL LED SERIES

CRI>95 / TLCI>90

30

SCENA RGBW LED is a cutting-edge asymmetrical Floodlight with source RGBW, available with two power range: 300W and 150W, produces a broader and richer spectrum of whites and a more vivid, nearly limitless color palette by the RGBW model which adopts the latest compound-eye optical technology for mixing colors. The integrated double-frost filtering technology allows micron-grade light precision and homogeneity. Smaller and more portable physical construction. Full gamut color mixing capabilities with flattering, true to life color rendition.

Vibrant and evocative color output that eliminates the need for cumbersome accessories such as gel changers. Enhanced definition optics that makes beam crisper and cleaner.



## PRODUCT SPECS

Neutrik XLR 5P in & out / Neutrik Powercon in & out

cod.	Volt	Control	Power	DMX CH	Light Color	Beam angle	Max Noise
FDL-320100A-RGBW	230Vac	DMX-RDM	300W	5 / 8	RGBW	Asimmetrical	0÷8 dB
FDL-320100A-WW	230Vac	DMX-RDM	300W	2	3000K	Asimmetrical	0÷8 dB
FDL-320100A-W	230Vac	DMX-RDM	300W	2	5700K	Asimmetrical	0÷8 dB
FDL-220100A-RGBW	230Vac	DMX-RDM	200W	5 / 8	RGBW	Asimmetrical	0÷8 dB
FDL-220100A-WW	230Vac	DMX-RDM	200W	2	3000K	Asimmetrical	0÷8 dB
FDL-220100A-W	230Vac	DMX-RDM	200W	2	5700K	Asimmetrical	0÷8 dB

## ACCESSORIES

cod.	Description	
PR320100	Barndoor 4 leaves for 300W	optional
PR220100	Barndoor 4 leaves for 200W	optional
AC299	50 mm aluminium coupler max load 100 kg	optional
904PR	safety chain, length 75cm, ø 6mm with carabine hook	optional



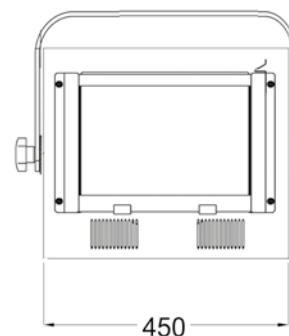
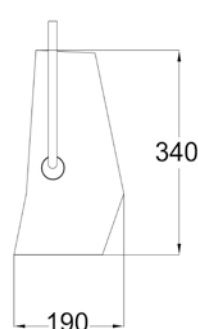
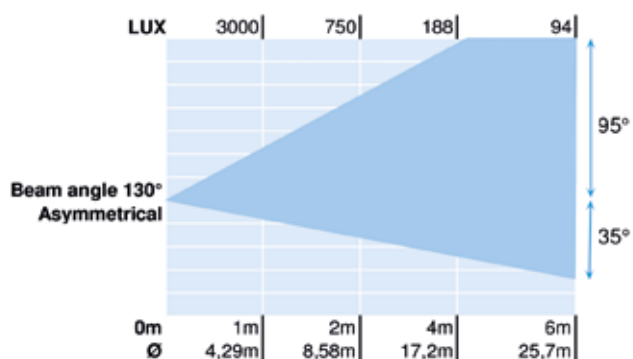
with  
POLE  
OPERATING YOKE

cod.  
YPL-320100A-RGBW



with  
MOTORIZED DMX  
YOKE

cod.  
YSL-320100A-RGBW





lightplanet

Made in Italy

# PAR LED RGBWA

CRI>95 / TLCI>90

32



PAR LED RGBWA is a professional projector, its 15W 9 LED lights (5 colours in one single package) can create all the colours and the intermediate shades, thanks to the perfect mixing of red, green, blue, white and amber tonalities in every single LED light. Its high performance optics create a powerful and uniform beam with an opening angle of 35°. It is possible to control it by DMX standard signal or to set directly on display the sceneries and the sequences, adjusting speed and dimming. The IP65 rating makes PAR LED RGBWA perfect for installations for architectural and scenic lighting, both in internal and external spaces. In addition, it can be easily used in TV and photo studios because there is Flicker FREE.

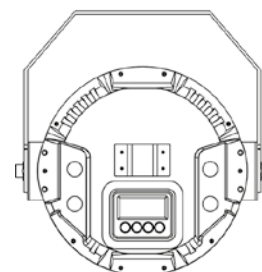
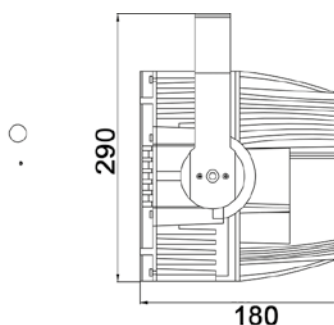
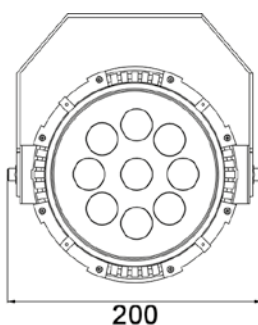
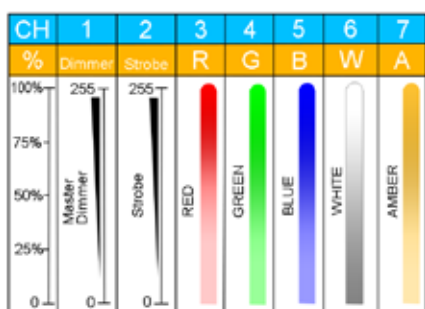
## PRODUCT SPECS

Neutrik XLR 5P in & out / Neutrik Powercon in & out

cod.	Volt	Control	Power	DMX CH	Light Color	Beam angle	Max Noise
AR3333-RGBWA	230Vac	DMX	90W	7	RGBWA	35°	0 dB

## ACCESSORIES

cod.	Description	
PR0005P	5P, IP67, Female connector (DMX connection)	optional
PR0005S	5P, IP67, Male connector (DMX connection)	optional
PR0003P	3P, IP67, Female connector (Power connection)	optional
PR0003S	3P, IP67, Male connector (Power connection)	optional
AC299	50 mm aluminium coupler max load 100 kg	optional
904PR	safety chain, length 75cm, ø 6mm with carabine hook	optional





# SUPER PAR200 LED RGBAL

CRI>95 / TLCI>90

LED  
PRODUCT



Super PAR LED RGBAL use imported red, green, blue, amber and lime colour LED by international famous brand as the light source. It produces 16 million 700 thousand colors through RGBAL electronic synthesis. Color can be controlled to change and mix. This unit has the advantage of bright and shining light, no color temperature drift, extra low noise (0 db), high energy efficiency and electrical safety. The unit is mainly used in TV studios, theaters, conference system and multi-functional halls, etc which have high requirements for all aspects. Its power supply efficiency reaches as high as 92%, and power factor is >0.95. Built-in DMX512 control mode and PWM digital dimming system are equipped to achieve 0~100% dimmable light and high speed white light or stroboscopic of color change. The light body is molded with high-pressure die-cast aluminum which makes it light and elegant. It is dust proof, water proof and high temperature resistant. The cooling system adopts advanced radiator made of light and pure cold-forged aluminum which makes it light and achieves the best heat dissipation.

33

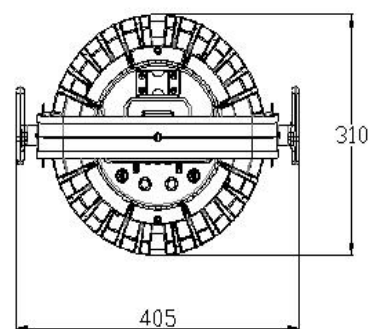
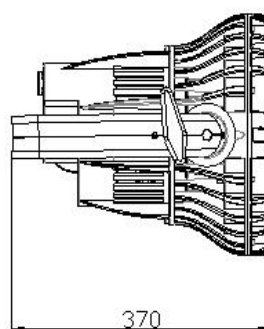
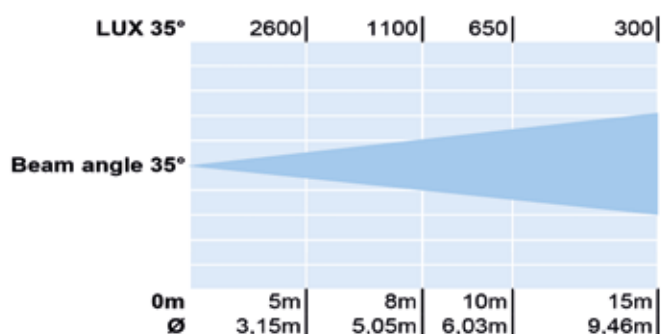
## PRODUCT SPECS

Neutrik XLR 5P in & out / Neutrik Powercon in & out

cod.	Volt	Control	Power	DMX CH	Light Color	Beam angle	Max Noise
PAR-20035-RGBAL	230Vac	DMX	200W	8	RGBAL	35°	0 dB
PAR-20020-RGBAL	230Vac	DMX	200W	8	RGBAL	20°	0 dB

## ACCESSORIES

cod.	Description	
PR0005P	5P, IP67, Female connector (DMX connection)	optional
PR0005S	5P, IP67, Male connector (DMX connection)	optional
PR0003P	3P, IP67, Female connector (Power connection)	optional
PR0003S	3P, IP67, Male connector (Power connection)	optional
AC299	50 mm aluminium coupler max load 100 kg	optional
904PR	safety chain, length 75cm, ø 6mm with carabine hook	optional



## INSE-S 450 LED DMX RGBW 7° - 10°

### MOTORIZED FUNCTIONS - CRI>95 / TLCI>90

Inse 450-S RGBW is a powerful follow-up spot with motorized functions, driven by dedicated on-board console, remotely in DMX-RDM or simultaneously with both modes by assigning the desired functions by DMX or Manual operating. The functions are: motorized Focus, motorized Iris, digital color mixing with 4 preset colors and 4 color-preset memorization button recall, linear digital dimmer, fast digital Blackout, motorized profile-shutter on horizontal axis, motorized profile-shutter on horizontal axis, manual rotation of the shaped light, manual zoom adjustable from 7 ° to 10 °. Seat equipped for inserting the gobo holder.



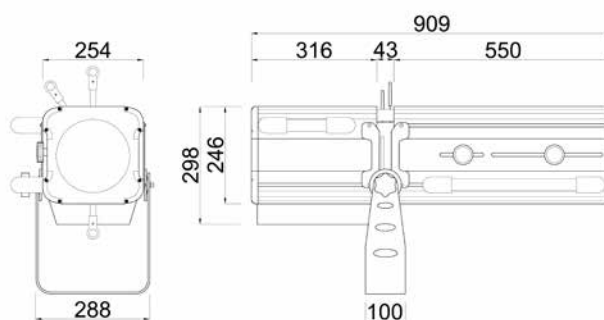
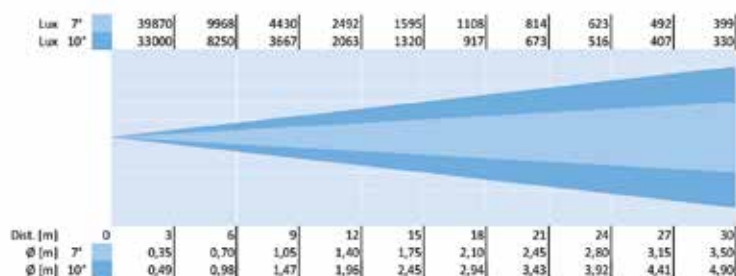
#### PRODUCT SPECS

Included consol 5 sliders / Neutrik XLR 5P in & out / Neutrik Powercon in & out

cod.	Volt	Control	Power	DMX CH	Light Color	Zoom	Focus	Max Noise
FS-S-4500811-RGBW	230Vac	DMX-RDM	450W	11	RGBW	7°÷10°	Adjustable	25 dB

#### ACCESSORIES

cod.	Description	
AC819	Gobo holder	optional
AC318N	STAND for Follow Spot (stand type 5)	optional
AC319	Professional STAND for Follow Spot (070CSU)	optional
AC402	Spigot for Follow Spot STAND	optional



## INSE-L 450 LED DMX RGBW 7° - 10°

### MANUAL FUNCTIONS - CRI>95 / TLCI>90

Inse 450-L RGBW is a powerful follow-up spot with manual functions, driven by dedicated on-board console, remotely in DMX-RDM or simultaneously with both modes by assigning the desired functions by DMX or Manual operating. The functions are: manual Focus, manual Iris, digital color mixing with 4 preset colors and 2 color-preset memorization button recall, linear digital dimmer, fast digital Blackout, manual profile system, manual zoom adjustable from 7° to 10°. Seat equipped for inserting the gobo holder.

35



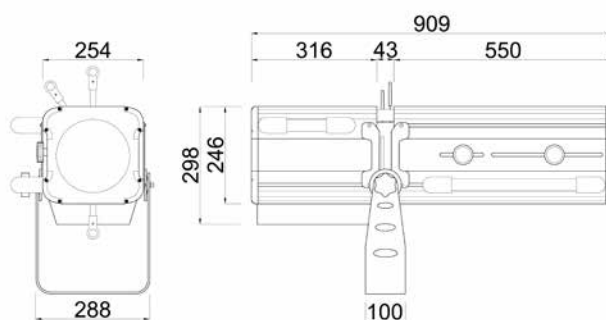
#### PRODUCT SPECS

Included consol 2 sliders / Neutrik XLR 5P in & out / Neutrik Powercon in & out

cod.	Volt	Control	Power	DMX CH	Light Color	Zoom	Focus	Max Noise
FS-L-4500811-RGBW	230Vac	DMX-RDM	450W	7	RGBW	7°÷10°	Adjustable	25 dB

#### ACCESSORIES

cod.	Description	
AC837	Manual adjustable IRIS	Included optional optional optional optional
AC819	Gobo holder	
AC318N	STAND for Follow Spot (stand type 5)	
AC319	Professional STAND for Follow Spot (070CSU)	
AC402	Spigot for Follow Spot STAND	



## INSE-S 600 LED 7° - 11°

### MOTORIZED FUNCTIONS - CRI>95 / TLCI>90

Inse 600-S LED 6000K is a powerful follow spot with color wheel with 6 interchangeable colors, motorized functions, driven by dedicated on-board console, remotely in DMX-RDM or simultaneously with both modes by assigning the desired functions by DMX or Manual operating. The functions are: motorized Focus, motorized Iris, colors wheel, button color recall linear digital dimmer, fast digital Blackout, motorized profile-shutter on horizontal axis, motorized profile-shutter on horizontal axis, manual zoom adjustable from 7° to 11°. Seat equipped for inserting the gobo holder.

36



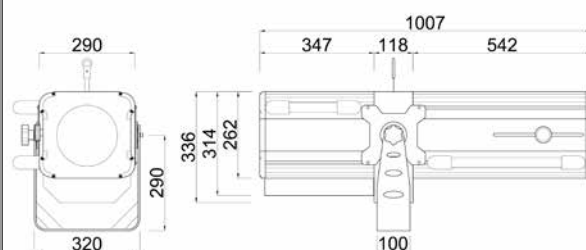
#### PRODUCT SPECS

Included consol 4 sliders / Neutrik XLR 5P in & out / Neutrik Powercon in & out

cod.	Volt	Control	Power	DMX CH	Light Color	Zoom	Focus	Max Noise
FS-S-6001345-W	230Vac	DMX-RDM	650W	7	6000K	7°÷11°	Adjustable	25 dB

#### ACCESSORIES

cod.	Description	
AC837	IRIS	included
AC819	Gobo holder	optional
AC1300	Manual color-changers system	included
AC318N	STAND for Follow Spot (stand type 5)	optional
AC319	Professional STAND for Follow Spot (070CSU)	optional
AC402	Spigot for Follow Spot STAND	optional





## INSE 600 LED 6000K

CRI>95 / TLCI>90

LED  
PRODUCT

37



Studio Inse 600 Followspot LED is a followspot zoom with LED light source, available in two versions: 3000K and 6000K with CRI> 90. Excellent light beam thanks to high-quality optics by Arena Luci, with adjustable double condenser lens system. Suitable for theaters, television studios and photographic studios. Adjustable beam opening from 7° to 10° through the lens slide, perfect focus with the same system and adjustment of the softness of the beam boundary. Supplied with manually adjustable internal beam-shaping system by four steel blades, ready for inclusion of iris (included) and gobo holder (optional). Manual color-changers system for 6 color filters and blackout. Extruded aluminum body and steel parts, finishing with scratch resistant epoxy powder coating.

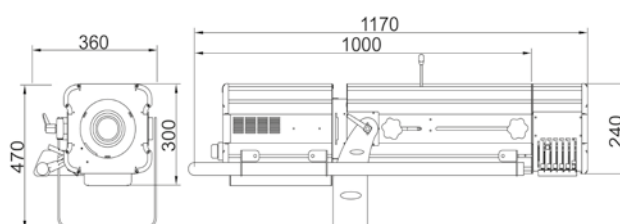
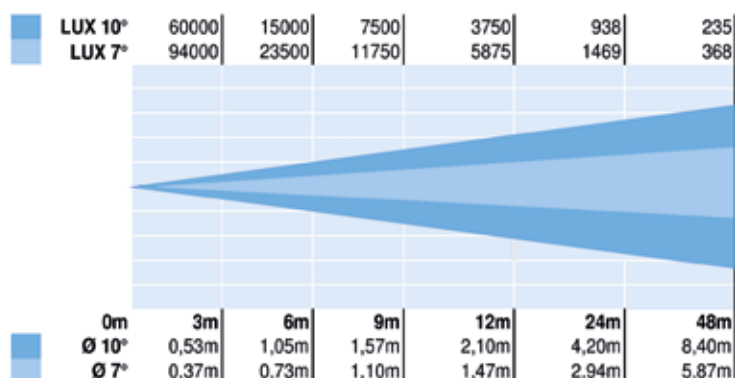
### PRODUCT SPECS

Included linear dimmer on board 0÷100%

cod.	Volt	Control	Power	DMX CH	Light Color	Zoom	Focus	Max Noise
FS-6000710DP-W	230Vac	Manual	650W	--	6000K	7°÷10°	Adjustable	25 dB
FS-3001116DP-W	230Vac	Manual	300W	--	6000K	11°÷16°	Adjustable	25 dB

### ACCESSORIES

cod.	Description	
AC837	Manual adjustable IRIS	included
AC819	Gobo holder	optional
AC1300	Manual color-changers system	included
AC318N	STAND for Follow Spot (stand type 5)	optional
AC319	Professional STAND for Follow Spot (070CSU)	optional
AC402	Spigot for Follow Spot STAND	optional



# ZOOM SPOT LED 300MH

CRI>95 / TLCI>90

38

A 300W white LED lamp, 7500K 8/16 bit smooth and precise resolution for PAN/TIL 540°/630° PAN and 270° TILT

Scan position memory, auto reposition after unexpected movement  
Linear motorized zoom with 12° to 36° beam angle.

1 Rotatable gobo wheel with 7 rotatable and interchangeable glass gobos plus open with speed adjustable, stream effect, dithering effect and rotatable clockwise or anticlockwise. Gobo indexing. Gobo size 26.9mm (external dimensions)/21mm (inner dimensions)

1 Static gobo wheel with 9 gobos plus open.

Gobo overlay (gobo morphing). 1 Color wheel with 7 colors plus open. Variable direction rainbow with speed adjustable.

2.5m-15m electric focus. Motorized linear iris

3-Facet prism with variable speed and direction

Variable linear frost filter (Hybrid effect for wash). 0-100% Linear LED dimmer. 25T/sec. Shutter/Strobe effect with variable speed.

Preset variable/random strobe and dimming pulse effect

14/15/17 DMX channels USITT DMX-512

DMX512, master-slave, and sound activated controllable or auto. operation(8 built-in programs)

DMX recorder and edit function integrated.



Rotating gobos



Static gobos



Colors



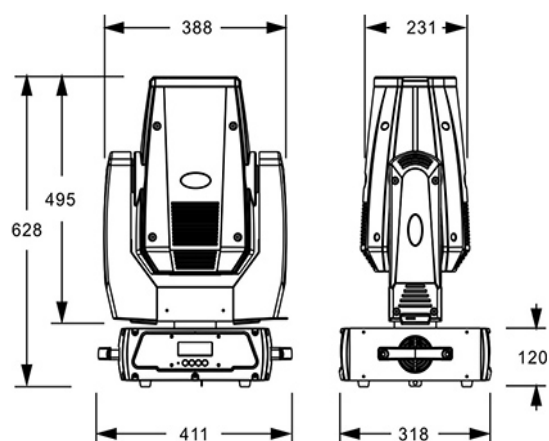
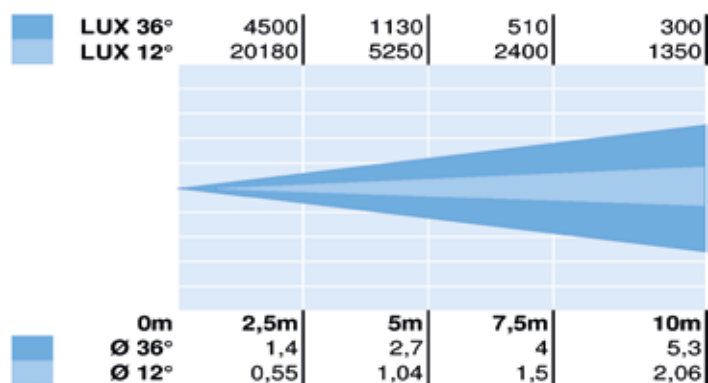
## PRODUCT SPECS

Neutrik XLR 5P in & out / Neutrik Powercon in & out

cod.	Volt	Control	Power	DMX CH	Light Color	Zoom	Focus	Max Noise
ASL-310Z	230Vac	DMX	300W	14 / 15 / 17	7500K	12°÷36°	Adjustable	45 dB

## ACCESSORIES

cod.	Description	
AC299	50 mm aluminium coupler max load 100 kg	optional
904PR	safety chain, length 75cm, ø 6mm with carabine hook	optional



## WASH ZOOM LED 450 MH

CRI>95 / TLCI>90



LED Wash 450 Zoom is the most versatile and bright Wash LED moving head in its range, suitable for all top applications. A perfect color mixing and a uniform projection make LED Wash 450 Zoom the best choice on the market. LED Wash 450 Zoom is equipped with 30 high power OSTAR RGBW LEDs combined with a dedicated optical system, delivering 15,000 Lumens. Perfect RGBW color mixing  
High quality optical system  
Linear zoom 8° - 50°  
Adjustable color temperature 2700K-8000K  
silent operation  
10,500 lux @ 5 m  
Free pan rotation system  
lightweight: only 10.5 kg

39

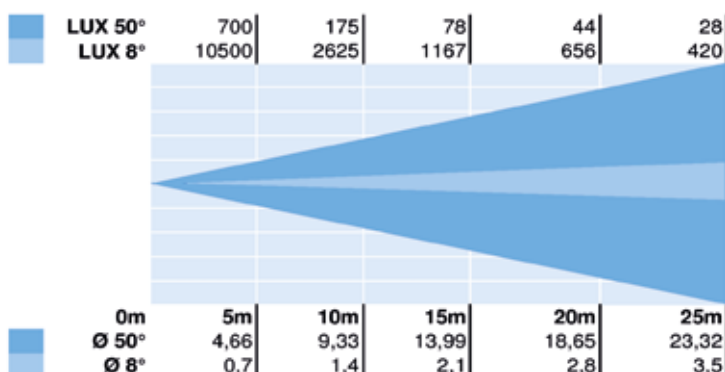
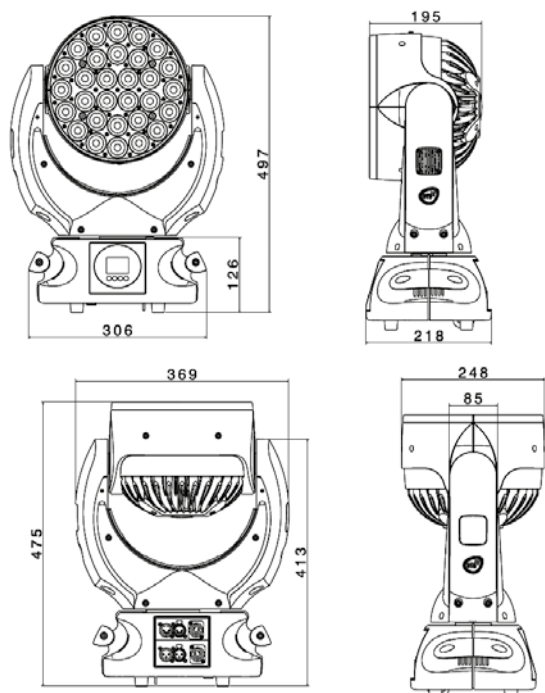
### PRODUCT SPECS

Neutrik XLR 5P in & out / Neutrik Powercon in & out

cod.	Volt	Control	Power	DMX CH	Light Color	Zoom	Max Noise
ACL-450-RGBW	230Vac	DMX	450W	20	RGBW	8° ÷ 50°	15 dB

### ACCESSORIES

cod.	Description	
--	Cental aluminium coupler max load 100 kg	included
AC299	50 mm aluminium coupler max load 100 kg	optional
904PR	safety chain, length 75cm, ø 6mm with carabine hook	optiona









## PROMO 5 LED GOBO PROJECTOR

CRI>95 / TLCI>90

LED  
PRODUCT

41



Promo 5 LED it's a rotating image luminaire that features either a rotating or fixed gobo. A gobo consists of a glass or metal disc where a design of either simple or complex shapes can be applied to obtain the desired effect on the surface. The light source consists of cutting-edge dimmable COB LED available only in 4000K. Suitable for commercial applications, museums, architectural, theaters and TV studios as well as in residential environments. The body is made from a combination of extruded aluminum and steel parts, while the finish is obtained by means of scratch-resistant epoxy powder. This luminaire like all those of the Elite Series is made in Italy and contains premium components such as high performance power supply featuring, ripple-free technology and color temperature persistence with high MacAdam classification.



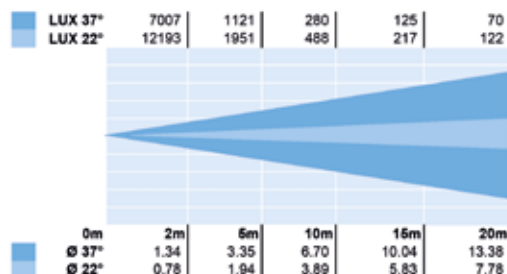
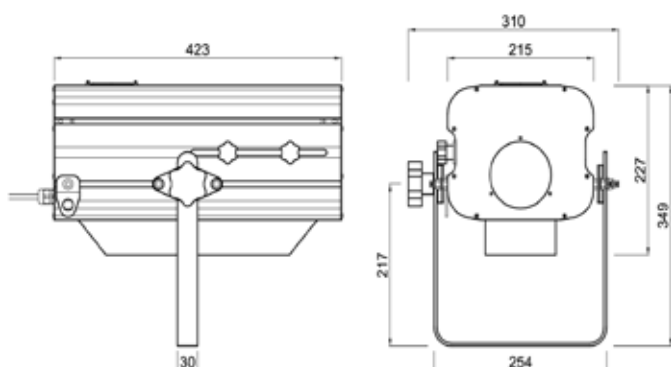
### PRODUCT SPECS

On-Off rotation Switch on board

cod.	Volt	Control	Power	Function	Light Color	Zoom	Max Noise
PRF0150-W/230Vac	On-Off	150W	Gobo rotation	5700K	20°÷ 40°	10 dB	
PRF0150-NW	230Vac	On-Off	150W	Gobo rotation	4000K	20°÷ 40°	10 dB
PRF0300-W/230Vac	On-Off	300W	Gobo rotation	6000K	20°÷ 40°	10 dB	
PRF0300-WW	230Vac	On-Off	300W	Gobo rotation	3150K	20°÷ 40°	10 dB


### ACCESSORIES

cod.	Description	
COVER150	Cover for outdoor installation	optional
GOBOS501	GLASS GOBO D.50mm with stars image	optional
EFFR0150	Motor and plate kit for continuous rotating	optional
KITACQUA150	Kit with color filter and glasses for water effect	optional
AC299	50 mm aluminium coupler max load 100 kg	optional
904PR	safety chain, length 75cm, ø 6mm with carabine hook	optional



42

This powerful fiber optics luminaire is available only in the Elite series. It is fitted with an aluminum body and mounts a 250W LED light source. RGB+W color mixing is controllable via standard DMX signal. Moreover, the adjustment of the rotation speed as well as with standard DMX512 signal, can also be performed through a simple rotative potentiometer. This makes it the ideal unit where both energy savings and flexibility of usage are required. The unit can mount fiber optics bundles with diameters from 8.3 to 28 mm in size. This luminaire, like all those of the Elite Series is made in Italy and contains premium components such as high performance power supply featuring ripple-free technology and color temperature persistence with high MacAdam classification.



DMX Version



ON/OFF Version

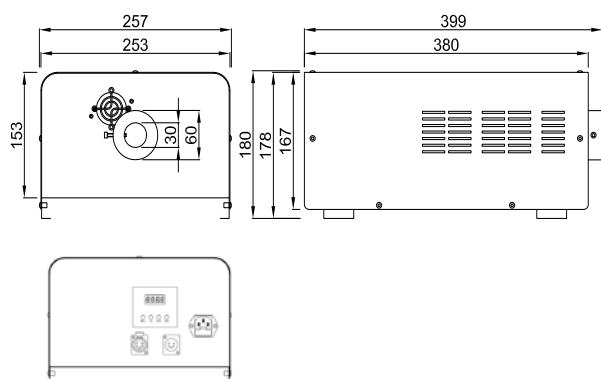


## PRODUCT SPECS

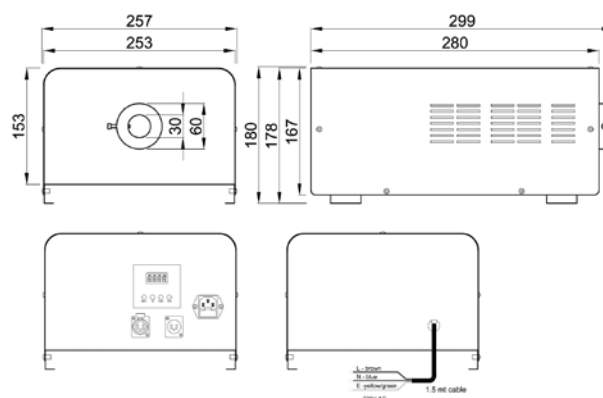
Neutrik XLR 5P in &amp; out

cod.	Volt	Control	Power	DMX CH	Light Color	Max Noise
AE2951-RGBW	230Vac	DMX	250W	5 / 8	RGBW	25 dB
AR2953-W	230Vac	DMX	80W	1	5700K	25 dB
AR2952-W	230Vac	On-Off	80W	--	5700K	25 dB

## RGBW SIZE



## SINGLE COLOR SIZE



## FIBER OPTICS LED WATERPROOF STAINLESS STEEL LUMINAIRE



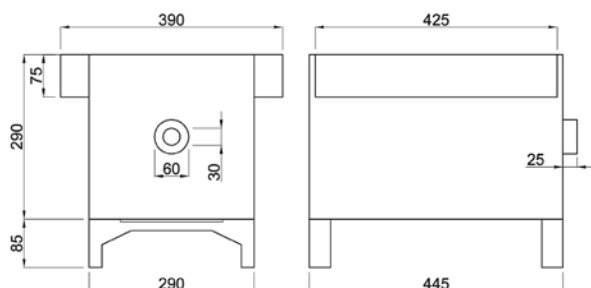
This powerful fiber optics luminaire is available only in the Elite series. It is fitted with an aluminum body and mounts a 250W LED light source. RGB+W color mixing is controllable via standard DMX signal. Moreover, the adjustment of the rotation speed as well as with standard DMX512 signal, can also be performed through a simple rotative potentiometer. This makes it the ideal unit where both energy savings and flexibility of usage are required. The unit can mount fiber optics bundles with diameters from 8.3 to 28 mm in size. This luminaire, like all those of the Elite Series is made in Italy and contains premium components such as high performance power supply featuring ripple-free technology and color temperature persistence with high MacAdam classification.



### PRODUCT SPECS

Neutrik XLR 5P in & out

cod.	Volt	Control	Power	DMX CH	Light Color	Max Noise
AR2955A-RGBW	230Vac	DMX	250W	5 / 8	RGBW	0 dB
AR2954A-W	230Vac	Dimmer On Board	115W	--	7750K	0 dB









## FOLLOW SPOT 2500 HID 5° - 9°

46

Followspot 2500 5°-9° for G38 2500W HMI lamp, flat field projection, ideal for use in large medium scale venues. It features a large user friendly side handle, strong mechanics with extruded aluminium and steel plate body. Excellent light beam thanks to high-quality optics by Arena Luci, with adjustable double condenser lens system. Suitable for theaters, television studios and photographic studios. Adjustable beam opening from 5° to 9° through the lens slide, perfect focus with the same system and adjustment of the softness of the beam boundary. Iris is included, profile system with four steel shutter blades is included, variable dimmer from 5 to 100%, mechanical blackout integrated, color holder for 6 filters is included.



### PRODUCT SPECS

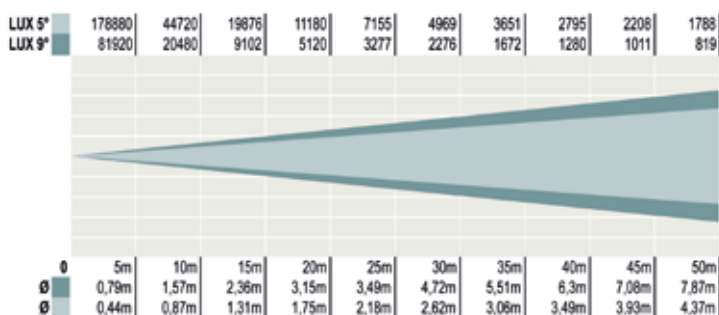
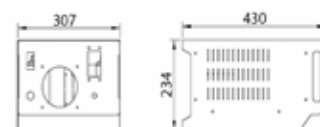
For lamp MSR2500W / G38 - Mechanical Blackout - Iris - Color Holder - Dimmer - Profile system - External ballast

cod.	Input	Base	Optical System	Zoom	Focus	Dimmer	Profile system	Max Noise
TH1340	230Vac / 15A	G38	Double condenser	5°÷ 9°	adjustable	5 to 100%	4 shutter blades	45dB

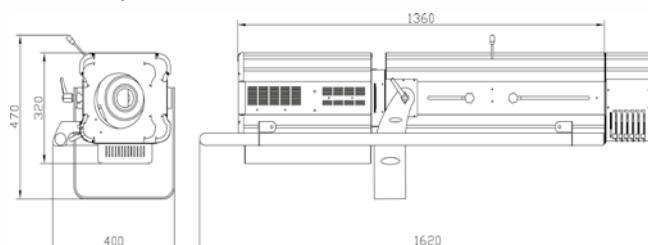
### ACCESSORIES

cod.	Description	
537LA	MSR 2500W / G38	optional
AC1300	Color Holder for 6 filters	included
AC837	Iris	included
AC819	Fixed Gobo Holder	optional
AC319	Professional Stand 070 CSU - loading 40Kg	optional
AC318N	Stand Type-5 - loading 40Kg	optional
AC402	Spigot for professional follow spot stand	optional

External Ballast



Follow spot



## FOLLOW SPOT 2500 HID 16° - 24°



Followspot 2500 16°-24° for G38 2500W HMI lamp, flat field projection, ideal for use in medium large scale venues. It features a user friendly side and back handle, strong mechanics with extruded aluminium and steel plate body. Excellent light beam thanks to high-quality optics by Arena Luci, with adjustable double condenser lens system. Suitable for theaters, television studios and photographic studios. Adjustable beam opening from 16° to 24° through the lens slide, perfect focus with the same system and adjustment of the softness of the beam boundary. Iris is included, profile system with four steel shutter blades is included, mechanical blackout integrated, color holder for 6 filters is included.

47

### PRODUCT SPECS

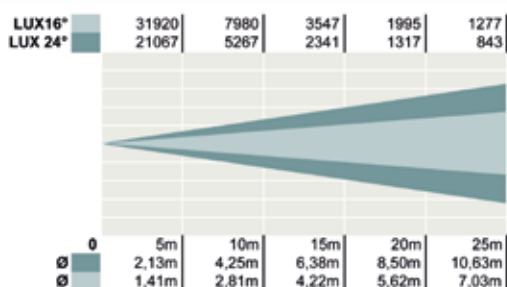
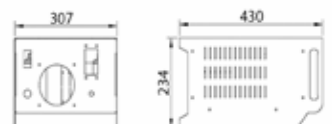
For lamp MSR2500W / G38 - Mechanical Blackout - Iris - Color Holder - Profile system - External Ballast

cod.	Input	Base	Optical System	Zoom	Focus	Dimmer	Profile system	Max Noise
TH1342	230Vac / 15A	G38	Double condenser	16° ÷ 24°	adjustable	--	4 shutter blades	45dB

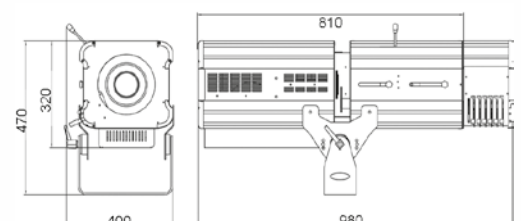
### ACCESSORIES

cod.	Description	
537LA	MSR 2500W / G38	optional
AC1300	Color Holder for 6 filters	included
AC837	Iris	included
AC819	Fixed Gobo Holder	optional
AC319	Professional Stand 070 CSU - loading 40Kg	optional
AC318N	Stand Type-5 - loading 40Kg	optional
AC402	Spigot for professional follow spot stand	optional

### External Ballast



### Follow spot



## FOLLOW SPOT 1200 HID 9° - 16°

48

Followspot 1200 9°-16° for G221200W MSD/MSR lamp, flat field projection, ideal for use in medium-large-scale venues. It features a large user friendly side handle, strong mechanics with extruded aluminium and steels plate body. Excellent light beam thanks to high-quality optics by Arena Luci, with adjustable double condenser lens system. Suitable for theaters, television studios and photographic studios. Adjustable beam opening from 9° to 16° through the lens slide, perfect focus with the same system and adjustment of the softness of the beam boundary. Iris is included, profile system with four steel shutter blades is included, variable dimmer from 5 to 100%, mechanical blackout integrated, color holder for 6 filters is included.



### PRODUCT SPECS

For lamp MSR1200W / G22 - Mechanical Blackout - Iris - Dimmer - Color Holder - Profile system - External Ballast

cod.	Input	Base	Optical System	Zoom	Focus	Dimmer	Profile system	Max Noise
TH1336	230Vac / 8A	G22	Double condenser	9° ÷ 16°	adjustable	5 to 100%	4 shutter blades	45dB

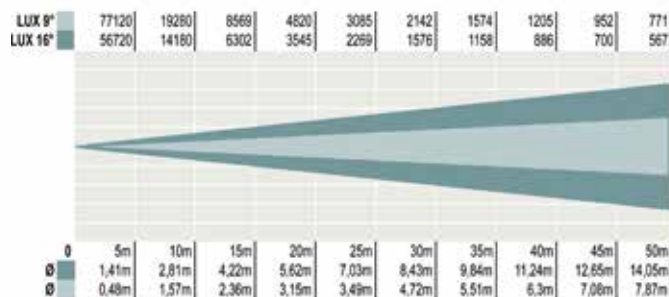
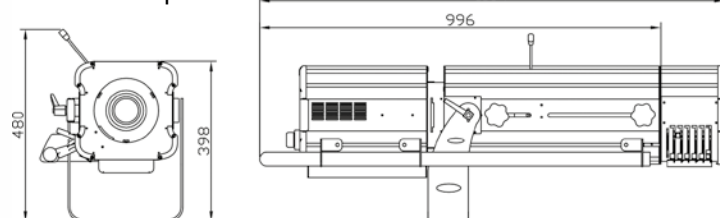
### ACCESSORIES

cod.	Description	
612LA	MSR 1200W / G22	optional
AC1182	Color Holder for 6 filters	included
AC837	Iris	included
AC819	Fixed Gobo Holder	optional
AC319	Professional Stand 070 CSU - loading 40Kg	optional
AC318N	Stand Type-5 - loading 40Kg	optional
AC402	Spigot for professional follow spot stand	optional

### External Ballast



### Follow spot



## FOLLOW SPOT 1200 HID 19° - 27°



Followspot 1200 19°-27° for G221200W MSD/MSR lamp, flat field projection, ideal for use in medium-large-scale venues. It features a user friendly side and back handle, strong mechanics with extruded aluminium and steels plate body. Excellent light beam thanks to high-quality optics by Arena Luci, with adjustable double condenser lens system. Suitable for theaters, television studios and photographic studios. Adjustable beam opening from 19° to 27° through the lens slide, perfect focus with the same system and adjustment of the softness of the beam boundary. Iris is included, profile system with four steel shutter blades is included, mechanical blackout integrated, color holder for 6 filters is included.

49

### PRODUCT SPECS

For lamp MSR1200W / G22 - Mechanical Blackout - Iris - Color Holder - Profile system - External Ballast

cod.	Input	Base	Optical System	Zoom	Focus	Dimmer	Profile system	Max Noise
TH1337	230Vac / 8A	G22	Double condenser	9°÷ 16°	adjustable	--	4 shutter blades	45dB

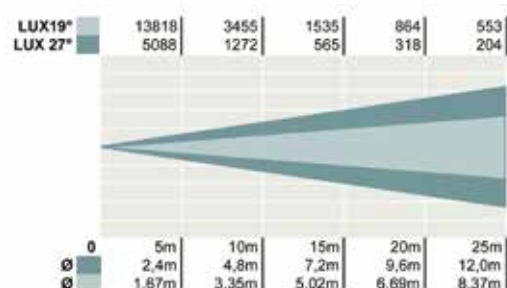
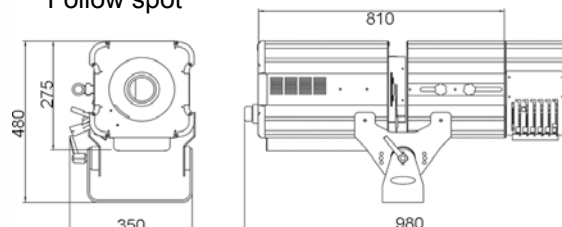
### ACCESSORIES

cod.	Description	
612LA	MSR 1200W / G22	optional
AC1182	Color Holder for 6 filters	included
AC837	Iris	included
AC819	Fixed Gobo Holder	optional
AC319	Professional Stand 070 CSU - loading 40Kg	optional
AC318N	Stand Type-5 - loading 40Kg	optional
AC402	Spigot for professional follow spot stand	optional

### External Ballast



### Follow spot





## FOLLOW SPOT 575 HID 8° - 14°

50

Followspot 575 8°-14° for MSR 575/2 GX9.5 socket lamp, flat field projection, ideal for use in medium-small-scale venues. It features a user friendly back and side standard handle, strong mechanics with extruded aluminium and steels plate body. Excellent light beam thanks to high-quality optics by Arena Luci, with adjustable double condenser lens system. Suitable for theaters, television studios and photographic studios. Adjustable beam opening from 8° to 14° through the lens slide, perfect focus with the same system and adjustment of the softness of the beam boundary. Iris is included, profile system with four steel shutter blades only on request, mechanical blackout integrated, color holder for 6 filters is included.



### PRODUCT SPECS

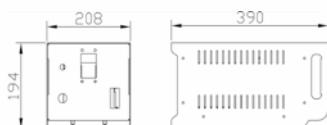
For lamp MSR1200W / G22 - Mechanical Blackout - Iris - Dimmer - Color Holder - Profile system - External Ballast

cod.	Input	Base	Optical System	Zoom	Focus	Dimmer	Profile system	Max Noise
TH1335	230Vac	GX9.5	Double condenser	8° ÷ 14°	adjustable	5 to 100%	4 shutter blades	45dB

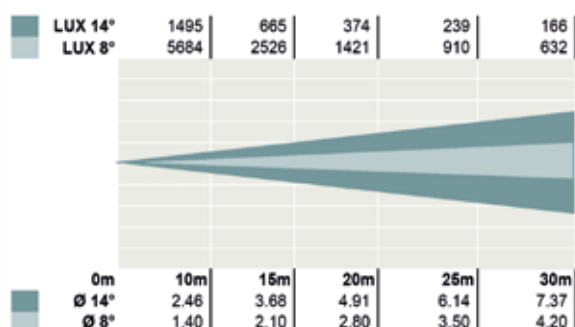
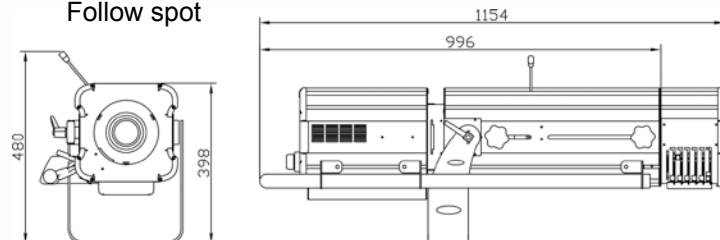
### ACCESSORIES

cod.	Description	
618LA	MSR 575/2 - GX9.5	optional
AC1182	Color Holder for 6 filters	included
AC837	Iris	included
AC819	Fixed Gobo Holder	optional
AC319	Professional Stand 070 CSU - loading 40Kg	optional
AC318N	Stand Type-5 - loading 40Kg	optional
AC402	Spigot for professional follow spot stand	optional

### External Ballast



### Follow spot





Followspot For Halogen Lamp GX9.5 T19 1000W, flat field projection, ideal for use in large-medium-scale venues. It features a user friendly side and back handle, strong mechanics with extruded aluminium and steel plate body. Excellent light beam thanks to high-quality optics by Arena Luci, with adjustable double condenser lens system. Suitable for theaters, television studios and photographic studios. Adjustable beam opening from 19° to 27° through the lens slide, perfect focus with the same system and adjustment of the softness of the beam boundary. Iris is included, profile system with four steel shutter blades is included, mechanical blackout integrated, color holder for 6 filters is included. Optional Gobo holder (AC819)

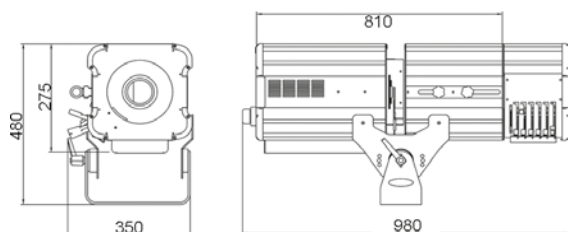
## PRODUCT SPECS

For lamp Tungsten 1000W / GX9.5 - Mechanical Blackout - Iris - Color Holder - Profile system

cod.	Input	For lamp	Base	Optical system	Zoom	Focus
TH1324	110V / 230V	1000W	GX9.5	Double condenser	19° ÷ 27°	Adjustable

## ACCESSORIES

cod.	Description	
508LA	1000W tungsten lamp T19/GX9.5	optional
AC1182	Color Holder for 6 filters	included
AC837	Iris	included
AC819	Fixed Gobo holder	optional
AC319	Professional Stand 070 CSU - loading 40Kg	optional
AC318N	Stand Type-5 - loading 40Kg	optional
AC402	Spigot for professional follow spot stand	optional



# FOLLOW SPOT 2000 HALO 9° - 18°

52

Followspot For Halogen Lamp GY16 CP72 2000W, flat field projection, ideal for use in large-medium-scale venues. It features a user friendly side and back handle, strong mechanics with extruded aluminium and steels plate body. Excellent light beam thanks to high-quality optics by Arena Luci, with adjustable double condenser lens system. Suitable for theaters, television studios and photographic studios. Adjustable beam opening from 9° to 18° through the lens slide, perfect focus with the same system and adjustment of the softness of the beam boundary. Iris is included, profile system with four steel shutter blades is included, mechanical blackout integrated, color holder for 6 filters is included.



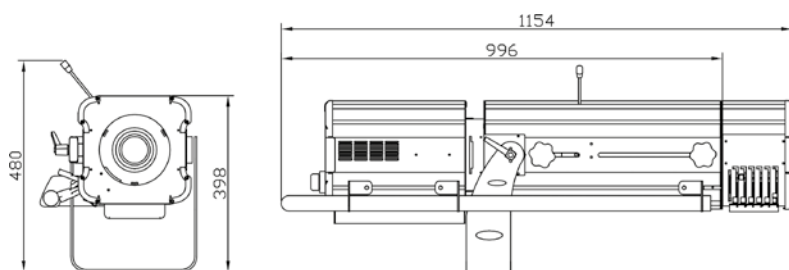
## PRODUCT SPECS

For lamp Tungsten 2000W / GY16 - Mechanical Blackout - Dimmer - Iris - Color Holder - Profile system

cod.	Input	For lamp	Base	Optical system	Zoom	Focus
TH1324	110V / 230V	2000W	GY16	Double condenser	9° ÷ 18°	Adjustable

## ACCESSORIES

cod.	Description	
509LA	2000W tungsten lamp CP72 / GY16	optional
AC1300	Color Holder for 6 filters	included
AC837	Iris	included
AC819	Fixed Gobo holder	optional
AC319	Professional Stand 070 CSU - loading 40Kg	optional
AC318N	Stand Type-5 - loading 40Kg	optional
AC402	Spigot for professional follow spot stand	optional





lightplanet  
Made in Italy





# PROFILE PRO 1000 / 2000 HALO 9° - 27°

54

Professional halogen profile, manual Zoom 9°÷27°, profile system four steel shutter blades included, optional Iris diaphragm Ø 55mm, optional gobo holder for Ø 66mm gobo, colour frame included. Optics system with High efficiency reflector and plano-convex zoom lens Ø120mm and Ø180mm, perfect focus with the same system and adjustment of the softness of the beam boundary. Natural convection cooling 0dB, housing in extruded aluminium and steel plate body. Scratch resistant black epoxy powder paint. Projector can work tilted by +60°/-45°.

2000W Weight 23 Kg

1000W Weight 17 Kg



## PRODUCT SPECS

For lamp Tungsten 1000W / 2000W - Profile system

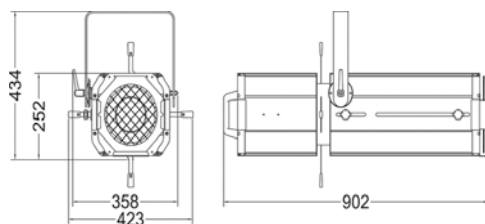
cod.	Input	For Lamp	Base	Optical system	Zoom	Focus
TH1262	110V / 230V	2000W	GY16	Double condenser	9°÷ 27°	Adjustable
TH1252	110V / 230V	1000W	GX9.5	Double condenser	9°÷ 27°	Adjustable

## ACCESSORIES

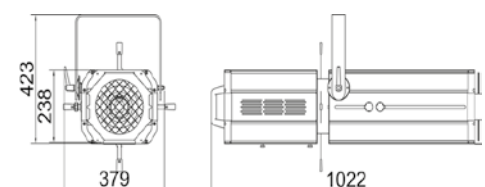
cod.	Description	
509LA	2000W tungsten lamp CP72 / GY16	optional
508LA	1000W tungsten lamp T19 / GX9.5	optional
AC837	Iris	optional
AC819	Fixed Gobo holder	optional
AC299	50 mm aluminium coupler max load 100 kg	optional
904PR	safety chain, length 75cm, ø 6mm with carabine hook	optional



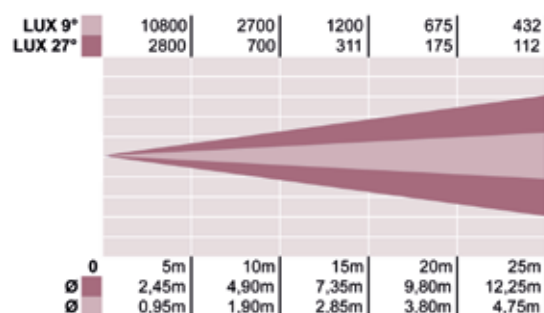
## 1000W dimension



## 2000W dimension



## 2000W light diagram



## PROFILE PRO 1000 HALO 20° - 40° LINEAR PIXEL TO PIXEL CONTROL



Power Supply Fixture voltage depending from the lamp type voltage selected (230/110Vac 50/60Hz), 1000W, for Lamp Halogen 1000W CP70 650W CP24 650W CP23, Socket GX9.5. Manual Zoom 20°÷40°. Profile System four steel shutter blades included. Optional Iris diaphragm Ø 55mm. Optional Gobo holder for Ø 66mm gobo. Colour frame included. Optics system with High efficiency reflector and plano-convex zoom lens Ø120mm and Ø180mm, perfect focus with the same system and adjustment of the softness of the beam boundary. Natural convection cooling 0dB, housing in extruded aluminium and steel plate body. Scratch resistant black epoxy powder paint. Projector can work tilted by +60°/-45°. Weight 15 Kg

55

### PRODUCT SPECS

For lamp Tungsten 1000W - Profile system

cod.	Input	For Lamp	Base	Optical system	Zoom	Focus
TH1257	110V / 230V	1000W	GX9.5	Double condenser	20°÷ 40°	Adjustable

### ACCESSORIES

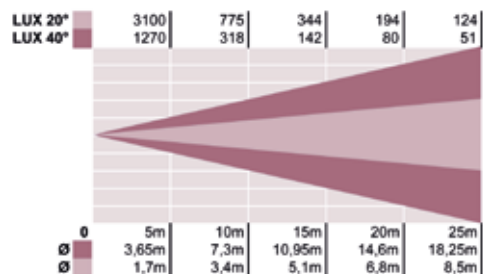
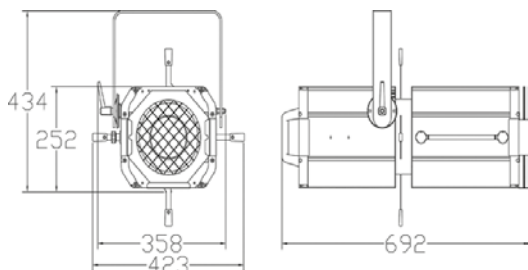
cod.	Description	
508LA	1000W tungsten lamp T19 / GX9.5	optional
AC837	Iris	optional
AC819	Fixed Gobo holder	optional
AC299	50 mm aluminium coupler max load 100 kg	optional
904PR	safety chain, length 75cm, ø 6mm with carabine hook	optional



with  
POLE  
OPERATING YOKE  
cod.  
YPR-TH1257



with  
MOTORIZED DMX  
YOKE  
cod.  
YSR-TH1257



# PROFILE 1000 HALO 20° - 40°

56

Power Supply Fixture voltage depending from the lamp type voltage selected (230/110Vac 50/60Hz), 1000W, for Lamp Halogen 1000W CP70 / 650W CP24 / 650W CP23, Socket GX9.5. Manual Zoom 20°÷40°. Profile System four steel shutter blades included. Optional Iris diaphragm Ø 55mm. Optional gobo holder for Ø 66mm gobo. Colour frame included. Optics system with high efficiency reflector and two lens, perfect focus with the same system and adjustment of the softness of the beam boundary. Natural convection cooling 0dB. Housing in extruded aluminium and steel plate body. Scratch resistant black epoxy powder paint. Projector can work tilted by +60°/-45°. Weight 7 Kg



## PRODUCT SPECS

For lamp Tungsten 1000W - Profile system

cod.	Input	For Lamp	Base	Optical system	Zoom	Focus
TH1230	110V / 230V	1000W	GX9.5	Double condenser	20°÷ 40°	Adjustable

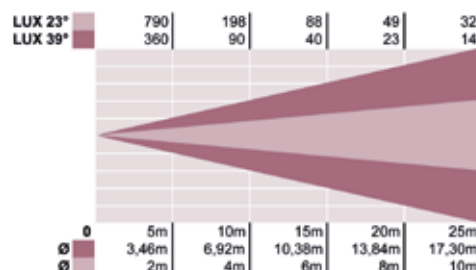
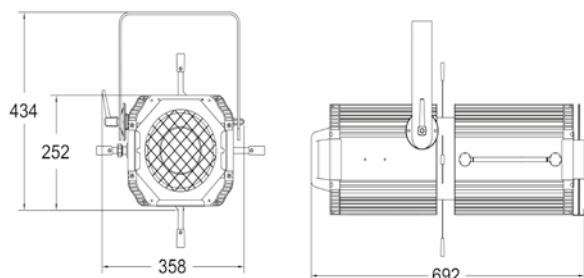
## ACCESSORIES

cod.	Description	
508LA	1000W tungsten lamp T19 / GX9.5	optional
AC837	Iris	optional
AC819	Fixed Gobo holder	optional
AC299	50 mm aluminium coupler max load 100 kg	optional
904PR	safety chain, length 75cm, ø 6mm with carabine hook	optional


with  
POLE  
OPERATING YOKE

cod.  
YPR-TH1230

with  
MOTORIZED DMX  
YOKE

cod.  
YSR-TH1230


**Arena  
luci**

lightplanet  
Made in Italy





## SCENA PRO SERIES

58



## PRODUCT SPECS

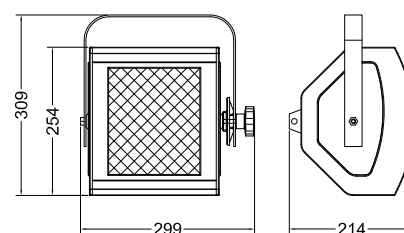
For Linear lamp Tungsten 500W / 1000W

cod.	Input	For Lamp	Base	Optical system
TH6306	110V / 230V	500W	R7s -117mm	Symmetrical
TH6305	110V / 230V	500W	R7s -117mm	Asymmetrical
TH6308	110V / 230V	1000W	R7s -190mm	Symmetrical
TH6307	110V / 230V	1000W	R7s -190mm	Asymmetrical

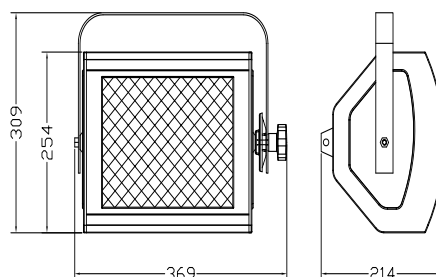
## ACCESSORIES

cod.	Description	
565LA	500W linear tungsten lamp R7s -117m	optional
632LA	1000W linear tungsten lamp R7s -190mm	optional
AC1644	Barndoor 4 leaves on a rotating base (for 500W)	optional
AC1645	Barndoor 4 leaves on a rotating base (for 1000W)	optional
AC020	Set for connecting 4 fixtures 500W / 1000W	optional
AC299	50 mm aluminium coupler max load 100 kg	optional
904PR	safety chain, length 75cm, ø 6mm with carabine hook	optional

## SCENA 500W dimension



## SCENA 1000W dimension



## FLOOD LIGHT SERIES



## SIX CELL FLOOD LIGHT COD. TH063

Power supply Fixture voltage depending from the lamp type voltage selected (230/110Vac 50/60Hz) for 6 Halogen lamp 300W 117mm, Socket R7s. Symmetrical optics. Housing in aluminium and steel plate. Scratch resistant black epoxy powder paint. Filter frame and safety net included. Size L1060mm W215mm H155mm. Weight 9kg



## THREE CELL FLOOD LIGHT COD. TH062

Power supply Fixture voltage depending from the lamp type voltage selected (230/110Vac 50/60Hz) for 3 Halogen lamp 300W 117mm, Socket R7s. Symmetrical optics. Housing in aluminium and steel plate. Scratch resistant black epoxy powder paint. Filter frame and safety net included. Size L500mm W215mm H155mm. Weight 4.5kg



## SINGLE CELL FLOOD LIGHT COD. TH061

Power supply Fixture voltage depending from the lamp type voltage selected (230/110Vac 50/60Hz) for 1 Halogen lamp 300W 117mm, Socket R7s. Symmetrical optics. Housing in aluminium and steel plate. Scratch resistant black epoxy powder paint. Filter frame and safety net included. Size L210mm W185mm H155mm. Weight 1.7kg

# LIGHT BARRIER EIGHT

## EIGHT NARROW BEAMS

TUNGSTEN
   
 PRODUCT

59

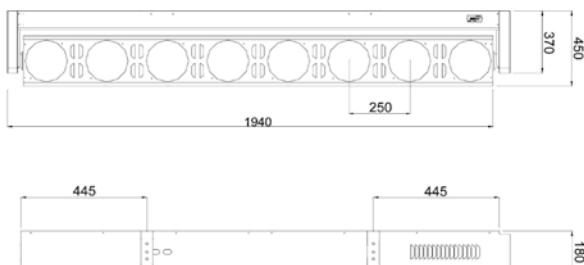



Power supply: 230V, 50Hz/60Hz. Power consumption: 1700VA at 230V. For 8 GE 200 PAR 56 / 30V 200W.  
 Adjustable Movement through 170° and speed by DMX control. Housing in extruded aluminium and steel plate.  
 Metal parts have epoxy powder paint finish. Easy access to lamp and main components. Protection: IP 20.  
 OPERATING PARAMETERS: Maximum ambient temperature 35°C.  
 Cylindrical barndoor included. Movement TILT by Motor: 1 step motor controlled by the internal microprocessor.  
 Control: Standard DMX 512 with digital display control channels.  
 Weight 52 kg.

### PRODUCT SPECS

For PAR 56 / 200 W / 30 V x 8 (cod. 699LA)

cod.	Input	For Lamp	Base	Tilt Rotation
TH124DA	230V	8x200W	Par56	170°





lightplanet  
Made in Italy

## SPOT 2000 HALO

61



Power Supply Fixture voltage depending from the lamp type voltage selected (230/110Vac 50/60Hz), 2000W, for Lamp 2000W CP72 GY16 socket. Manual Zoom 8°÷51°. Natural convection cooling 0 dB. Housing in extruded aluminium and steel plate body. Scratch resistant black epoxy powder paint. Projector can work tilted by +60°/-45°. Filter frame included. Barndoor 4 leaves optional (AC208).  
IP20 Rate  
PC Weight 10.2 Kg.  
Fresnel Weight 9.2 Kg

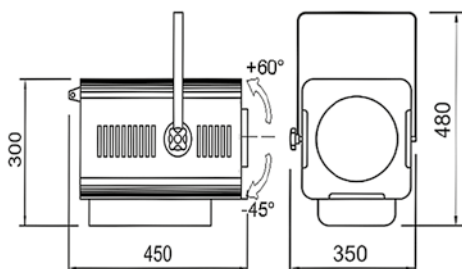
### PRODUCT SPECS

For lamp Tungsten 2000W CP72 / GY16

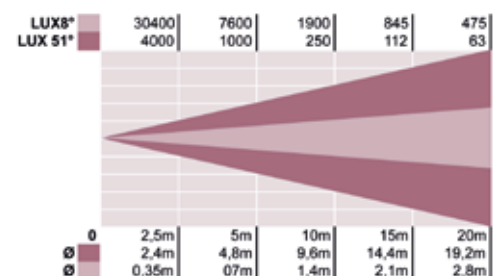
cod.	Input	For Lamp	Base	Optical system	Zoom
TH1059	110V / 230V	2000W	GY16	PC lens	8°÷ 51°
TH1061	110V / 230V	2000W	GY16	Frsnel lens	8°÷ 51°

### ACCESSORIES

cod.	Description	
509LA	2000W tungsten lamp CP72 / GY16	optional
AC208	Barndoor 4 leaves on rotating base	optional
AC179	Filter frame	1 included
AC299	50 mm aluminium coupler max load 100 kg	optional
904PR	safety chain, length 75cm, ø 6mm with carabine hook	optional



PC lens light diagram





## SPOT 1000 HALO

62

Power Supply Fixture voltage depending from the lamp type voltage selected (230/110Vac 50/60Hz), 1000W, for Lamp 1000W, Socket GX9.5. Manual Zoom 16°÷53°. Natural convection cooling 0 dB.

Housing in extruded aluminium and steel plate body. Scratch resistant black epoxy powder paint. Projector can work tilted by +60°/-45°. Filter frame included. Barndoor 4 leaves optional (AC207) IP20 rate.

PC Weight 6.5 Kg,  
Fresnel Weight 6 Kg



## PRODUCT SPECS

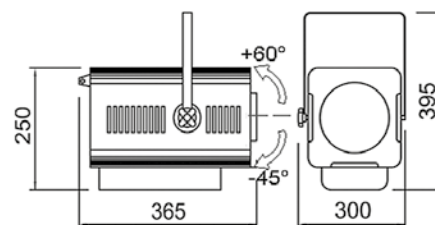
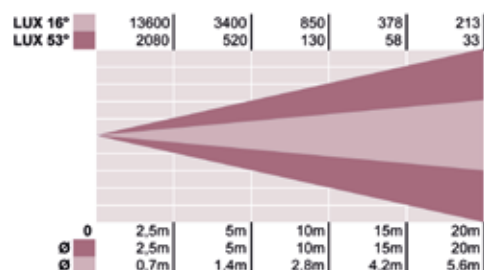
For lamp Tungsten 1000W T19 / GX9.5

cod.	Input	For Lamp	Base	Optical system	Zoom
TH1055	110V / 230V	1000W	GX9.5	PC lens	16°÷ 53°
TH1067	110V / 230V	1000W	GX9.5	Frsnel lens	16°÷ 53°

## ACCESSORIES

cod.	Description	
508LA	1000W tungsten lamp T19 / GX9,5	optional
AC207	Barndoor 4 leaves on rotating base	optional
AC178	Filter frame	1 included
AC299	50 mm aluminium coupler max load 100 kg	optional
904PR	safety chain, length 75cm, ø 6mm with carabine hook	optional

PC lens light diagram



## SPOT 500 HALO

63



Power Supply Fixture voltage depending from the lamp type voltage selected (230/110Vac 50/60Hz), 500W, for Lamp 300W / 500W / 650WW, Socket GY9.5. Manual Zoom 16°÷53°.

Natural convection cooling 0 dB. Housing in extruded aluminium and steel plate body. Scratch resistant black epoxy powder paint. Projector can work tilted by +60°/-45°. IP20 rate.

Filter frame included. Barndoor 4 leaves optional (AC206).

IP20 rate

PC Weight 4.2 Kg

Fresnel Weight 3.7 Kg

### PRODUCT SPECS

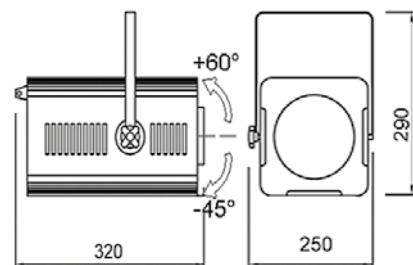
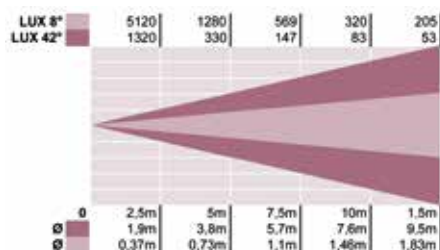
For lamp Tungsten 1000W T19 / GX9.5

cod.	Input	For Lamp	Base	Optical system	Zoom
TH1051	110V / 230V	500W	GX9.5	PC lens	8°÷ 42°
TH1067	110V / 230V	500W	GX9.5	Frsnel lens	8°÷ 42°

### ACCESSORIES

cod.	Description	
501LA	500W tungsten lamp T19 / GX9,5	optional
AC206	Barndoor 4 leaves on rotating base	optional
AC177	Filter frame	1 included
AC299	50 mm aluminium coupler max load 100 kg	optional
904PR	safety chain, length 75cm, ø 6mm with carabine hook	optional

PC lens light diagram



## BLINDER SERIES

### BLINDER 2 COD. TH130



Power supply fixture voltage depending from the lamp type voltage selected (230/110Vac 50/60Hz), for 2 Lamp PAR 36 DWE 650W 120V.  
Manual Tilt Adjustment +90° -45°. Housing in Extruded aluminium and steel plate. Easy access to lamps and main components. Scratch resistant black epoxy powder paint. Safety net included. Projector can work in any position. Protection IP20 rate. Size L430mm W125mm H300mm.  
Weight 3.5 Kg

### BLINDER 4Q COD. TH131



Power supply fixture voltage depending from the lamp type voltage selected (230/110Vac 50/60Hz), for 4 Lamp PAR 36 DWE 650W 120V.  
Manual Tilt Adjustment +90° -45°. Housing in Extruded aluminium and steel plate. Easy access to lamps and main components. Scratch resistant black epoxy powder paint. Safety net included. Projector can work in any position. Protection IP20 rate. Size L500mm W125mm H380mm.  
Weight 5 Kg

### BLINDER 4L COD. TH132



Power supply fixture voltage depending from the lamp type voltage selected (230/110Vac 50/60Hz), for 4 Lamp PAR 36 DWE 650W 120V.  
Manual Tilt Adjustment +90° -45°. Housing in Extruded aluminium and steel plate. Easy access to lamps and main components. Scratch resistant black epoxy powder paint. Safety net included. Projector can work in any position. Protection IP20 rate. Size L730mm W125mm H300mm.  
Weight 6.5 Kg

### BLINDER 8 COD. TH133



Power supply fixture voltage depending from the lamp type voltage selected (230/110Vac 50/60Hz), for 8 Lamp PAR 36 4596 250W 28V.  
Manual Tilt Adjustment +90° -45°. Housing in Extruded aluminium and steel plate. Easy access to lamps and main components. Scratch resistant black epoxy powder paint. Safety net included. Projector can work in any position. Protection IP 20Rate. Size L730mm W125mm H450mm  
Weight 9.5 Kg

### BLINDER 9 COD. TH139



Power supply fixture voltage depending from the lamp type voltage selected (230/110Vac 50/60Hz), for 9 Lamp ACL PAR 64 250W 28V.  
Manual Tilt Adjustment +90° -45°. Housing in Extruded aluminium and steel plate. Easy access to lamps and main components. Scratch resistant black epoxy powder paint. Safety net included. Projector can work in any position. Protection IP 20. Size L980mm W1200mm H200mm  
Weight 50 Kg



## PAR64 COD. TH2009N

Power Supply Fixture voltage depending from the lamp type voltage selected (230/110Vac 50/60Hz)  
For PAR 64 lamp 1000W socket GX16D (547LA)  
80cm input power cable with Schuko connector.  
Aluminium body, Filter Frame included  
Size L430mm Ø 265mm (367mm including bracket)  
Weight 1.92 kg



## PAR56

COD. TH2009N / BLACK  
COD. TH2009N / CHROME

Power Supply Fixture voltage depending from the lamp type voltage selected (230/110Vac 50/60Hz)  
For PAR 56 lamp 300W (543LA)  
Aluminium body, Filter Frame included  
Size L241mm Ø 220mm (250mm including bracket)  
Weight 1.10 kg



## POLARIS OUTDOOR SERIES

2500 / 4000 W

66



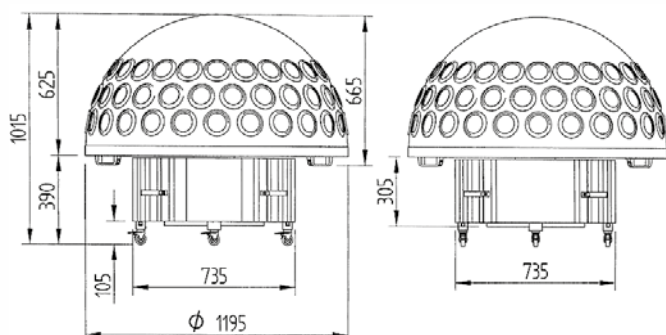
A stunning effect unique to Arena Luci.  
The Polaris projects a constantly rotating spray of 50 beams.  
Available in 2500W and 4000W versions with IP54 protection.  
Polaris continuously projects beams at 360° and can be seen from any all around position.  
MOTORS 1 DC Motor for constant 360° speed rotating of the body  
COOLING Forced cooling via axial fan  
HOUSING Extruded aluminium steel plate with epoxy paint finish and fiberglass cover  
Protection IP54  
WEIGHT (AR586) 98Kg (+ 50 Kg with ext. ballast)  
WEIGHT (AR585) 118Kg



## PRODUCT SPECS

For lamp MSR 2500W/G38 - MSR 4000W/G38 - Outdoor installation

cod.	Input	Base	For lamp	Optical System	Rotating	Protection	Ballast
TH585	230Vac	G38	2500W	50 beam	Continuos	IP54	Internal
TH586	230Vac	G38	4000W	50 beam	Continuos	IP54	External



## WOOD LIGHT SERIES



### **BLACKLIGHT UV 125** COD. TH325

230/110Vac 50/60Hz, for UV Bulb E27 lamp 125W (663LA)  
Safety net included, IP20 rate  
Size L400mm W160mm H220mm  
Weight 3.6 kg

### **BLACKLIGHT UV 400** COD. TH326

230/110Vac 50/60Hz, for UV Bulb E40 lamp 400W (664LA)  
Safety net included, IP20 rate  
Size L450mm W200mm H220mm  
Weight 6.6 kg

67

## STROBE DMX



### **XOP STROBE DMX 1500** COD. EF6068

Input 230/110Vac 50/60Hz 15A, with lamp strobe tube 1500W.  
Adjustable dimmer 0÷100%.  
Adjustable flash rate 1÷13 flashes per second.  
DMX control, 2 CH  
Safety net included, IP20 rate  
Size L510mm W130mm H230mm.  
Weight 4.3 kg

## MIRROR BALLS SERIES



### **MIRROR BALLS SERIES**

cod. **EF240** - ø 200mm  
cod. **EF241** - ø 300mm  
cod. **EF242** - ø 400mm  
cod. **EF244** - ø 500mm

### **MOTOR BOX FOR MIRROR BALLS**

cod. **AC246** - for ø 200 / 300mm  
cod. **AC279** - ø 400mm  
cod. **AC275** - ø 500mm

## DMX DIMMER PACK 10A X 6CH

**COD. CO670L**

Control: DMX-512 (IN/OUT XLR 3-5 poles, IN RJ11), analogue 0-10V DC.

Output connection: screws terminal board

Independent selection of dimming curves for each channel

Warm-up function for protection of loads (adjustable warm-up: 0%-6%)

Settings and electronics control through LCD display and front keys.

Temperature sensors for automatic adjustment of ventilation and protection.

Auto-tracking of frequency and phase allowing stable dimming

Automatic test function with no console connected. 2P magnetic breakers

Power: AC 90-240V, 45-63 Hz. Rack units: 2U, (WxHxD): 482x88x312 mm.

Weight: 7 Kg.



## DMX DIMMER PACK 12A X 12CH

**COD. CO672L**

Control: DMX-512 (IN/OUT XLR 3-5 poles, IN RJ11), analogue 0-10V DC

Output connection: screws terminal board.

Load: 12A can work for the whole year without switching off; 16A for several hours use; 20A for testing do not over 30 minutes.

Independent selection of dimming curves for each channel

Warm-up function for protection of loads (adjustable warm-up: 0%-6%)

Settings and electronics control through LCD display and front keys

Temperature sensors for automatic adjustment of ventilation and protection

Auto-tracking of frequency and phase allowing stable dimming

Automatic test function with no console connected. 2P magnetic breakers

Power: AC 90-240V, 45-63 Hz.

Rack units: 3U; Dimensions (WxHxD): 482x132x316 mm.

Weight: 13,5 Kg.



## DMX SPLITTER

**COD. CO693**

DMX512/1990 Standard- Four ways DMX distributor with one input and four outputs. Input and output electrically isolated.

Features both 3 pin connector. Independent driver, data display for each output. There is a DMX switch which is incorporated and allows to isolate it from the malfunction caused by the DMX input on the case.

DMX input: XLR-D3M. DMX through output XLR-D3F.

DMX distribute output connector: XLR-D3FX8

Power supply: 230 Vac 50 Hz / 120 Vac 60 Hz

Sizes: L317mm, W173MM, H 74 mm



## DMX CONVERTER DMX>0-10V / DMX>RELAY

**COD. CO677**

POWER SUPPLY 100 Vac-240 Vac 50-60 Hz

Input signal: DMX 512/1990 standard.

6 CH DMX 512 to 6 CH 0-10V / 6 relay output.

Standard DMX512 signal input. Address code settable.

Conversion DMX512 signal to DC 0-10 V analog signal. Conversion DMX 512 signal to relay output (Max 8A per channel /220 V).

Sizes: L360, W190mm, H60mm.





## DMX PLAYER CONTROL

COD. **CO616**

LED Player is a software and interface that allows to control complete architectural applications on small, medium and large projects. It can control any device that accepts a standard DMX signal. Simple and reliable is a great tools for the creation of spectacular and fascinating effects, playable through your PC or IR remote control.



69

## DMX MAX512

COD. **CO512**

DMX512/1990 , 512 CH output with isolated optical. Up to 30 fixtures to be connected with a max 32 channels each. Users can allocate DMX channel to each intelligent fixture dynamically. The X/Y channel of different intelligent Fixtures can be controlled by modulation wheel. Up to 50 SHAPE generators. SHAPE track control is provided to control such effects like circles, lines and shapes etc.. 30 Chases up to 100 steps each. Trigger mode selectable: synchrono, Auto, Manual speed. 6 chases, 30 scenes operated at the same time. At most 30 intelligent Fixtures can be selected simultaneously.

Flash mem-card slot is provided. Each flash me-card can record the whole data of controller. LCD display with backlight

Power supply: AC 90-250 V /50 -60 Hz. Sizes : 485 mm x 267 mm x 85 mm



## DMX TG48

COD. **CO048**

DMX512/1990 standard, 48 DMX channels, output with optical isolated.

48 dimming channels, 24 preset fader (2 PAGE). 12 sub-master fader,

96 scene (8 page). 24 Chases, up to 120 Steps each.

Trigger mode selectable: Music synchronously or Auto.

LCD display.

• Power supply: AC 100~240V / 50~60Hz, 5w

• Size: 482mm x 310mm x 95mm



## STORM DMX 192

COD. **CO690**

Power Input: 230 Vac 50 Hz ( Power supply 9 Vdc to 12 Vdc)

DMX 512/1990 standard, 192 DMX channels. Memory: 30 Banks, 8 programmable scenes each bank. Control: 8 channels sliders, 2 page ( total 16 channels).

Joystick PAN and TILT channels can be assigned. Audio: Built-in (microphone)

Speed: Auto playback with tap Sync and variable speed control

Digital LED display. Blackout: blackout master. Fade time control.

• Sizes : L132 mm, W 482mm, H73 mm





**MEGA SNOW MACHINE 1800W****COD. EF1799**

Constant snowing creates a foam/snow build up, which dissolves gradually  
 The dissolution of the snow happens nearly without residues  
 Metal housing with carrying handle, movable mounting bracket and safety eyelet  
 Removable tank. Ideal for a winter theme in discos, theaters etc.  
 Suitable for 3 type of snowfluid: normal fluid, winter fluid and indoor fluid  
 High-quality structure

**Technical information**

Power supply: 230 V AC, 50 Hz. Power consumption: 1800W max.  
 Approx snow flake output: 150m3. Max fluid consumption: 1050ml/min.  
 Dimensions: 66x62x99cm  
 Flycase dimensions: 88x77x113cm  
 Weight: 64 kg

**SNOW MACHINE 1800W****COD. EF1794**

Silent operation at a max. of 63 dB. Constant snowing creates. Snow output is controlled by integrated DMX interface or by remote control. With 5 l removable tank for permanent operation. Suitable for 3 type of snowfluid: normal fluid, winter fluid and indoor fluid.

**Technical information**

Power supply: 230 V AC, 50 Hz. Power consumption: 600 W max.  
 Tank capacity: 5 l. Fluid consumption: 600 sec/l. Snow output: 140 ml/min.  
 Dimensions (LxWxH): 525 x 276 x 227.5 mm . Weight: 10 kg

**SMOKE 2****COD. EF1742**

Fogger with big endurance due to a large and heavy heater. The smallest with DMX control  
 Smoke doesn't smell badly due to a very accurate electronic temperature control of smoke liquid. Volume and intervals controllable via DMX and/or included Z-8 remote controller

**Technical Information**

Heater = 1200W. Output = 18000cuft. Tank capacity = 2.5Liter  
 Fluid consumption = 44min/Liter / 100% output  
 Dimensions = 458x243x177mm. Weight = 10.9kg

**SMOKE 3****COD. EF1744**

A high-end fogger for professional users. Enhanced lifetime, stability and reliability. Nickel-aluminium alloy heater pipe for fast and efficient heat transfer.  
 The pump is automatically shut down by the electronic low-fluid detector when you run out of fluid. Built-in controller with DMX-interface, LCD-display.  
 Perfect for concerts, movie productions, road touring, bigger discotheques

**Technical Information**

Heater = 3000W. Output = 40000cuft. Tank capacity = 6Liter.  
 Fluid consumption = 5min/Liter / 100% output  
 Dimensions = 735x310x192mm. Weight = 19.9kg





**Stand 070CSU**  
cod. **AC319**

**TECHNICAL DATA**  
Max eight: 1.50mt  
Min eight: 0.90mt  
Loading: 40Kg



cod. **AC402**  
Spigot for professional  
Follow Spot stand



**Stand 087NW**  
cod. **AC325**

**TECHNICAL DATA**  
Max eight: 3.80mt  
Min eight: 1.65mt  
Loading: 30Kg

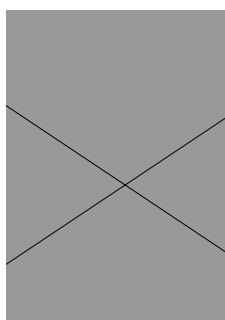


cod. **AC338**  
Spigot for Stand  
087U



**Stand Type-4**  
cod. **AC317N**

**TECHNICAL DATA**  
Max eight: 4.00mt  
Min eight: 1.75mt  
Loading: 50Kg



**Stand Type-5**  
cod. **AC318N**

**TECHNICAL DATA**  
Max eight: 1.75mt  
Min eight: 1.53mt  
Loading: 40Kg



**Stand Type-3**  
cod. **AC327N**

**TECHNICAL DATA**  
T-BAR Included  
Max eight: 3.00mt  
Min eight: 1.14mt  
Loading: 30Kg



cod. **AC299**  
50 mm  
Aluminium coupler  
Loading 100 Kg



cod. **AC316**  
50 mm  
Iron Hook Clamp  
Loading 100 Kg



**Safety Chain**  
cod. **904PR**  
**TECHNICAL DATA**  
Length: 75 cm  
Certified: BGV-C1  
Ø: 6 mm; Incl.: Undetachable  
Carabine hook  
Finish: galvanized  
SWL: 80 Kg  
Safetyfactor: 5:1  
Number of strands  
x number of wires: 6x19+TK  
Tensile grade: 1770N/mm2



**Elevator**  
cod. **AC343**  
**TECHNICAL DATA**  
Power supply 110/230Vac 50/60Hz.  
Power consumption: 250W  
Motor type: Tubolar 110/230V  
Housing: Iron  
Height Max 2700mm  
Max Load: 80kg  
Working position: Vertical  
CONTROL by Remote control  
Available with DMX cable  
Available with Audio cable  
SIZE: L710, W340, H260  
Weight 53Kg



Arena Luci srl  
via Svizzera 12/14 - 46042 Castel Goffredo (MN), Italy  
Tel. +39 0376 782411 - Fax +39 0376 780973  
[www.arenaluci.com](http://www.arenaluci.com) - [info@arenaluci.it](mailto:info@arenaluci.it)